

**TECHNICAL MANUAL
ORGANIZATIONAL MAINTENANCE
REPAIR PARTS AND SPECIAL TOOLS LISTS**

**NON-TILT MIXER, CONCRETE
NSN 3895-00-444-1531
T. L. SMITH COMPANY MODEL 499A**

**HEADQUARTERS, DEPARTMENT OF THE ARMY
21 JANUARY 1985**

TECHNICAL MANUAL

TM 5-3895-342-20P



HEADQUARTERS
DEPARTMENT OF THE ARMY
Washington, D.C. 21 January 1985

**ORGANIZATIONAL MAINTENANCE
REPAIR PARTS AND SPECIAL TOOLS LISTS**

NON-TILT MIXER, CONCRETE

NSN 3895-00-444-1531

T.L. SMITH COMPANY MODEL 499A

Current as of 18 May 1984

REPORTING ERRORS AND RECOMMENDING IMPROVEMENTS

You can help improve this manual. If you find any mistakes or if you know of a way to improve the procedures, please let us know. Mail your letter, DA Form 2028 (Recommended Changes to Publications and Blank Forms), or DA Form 2028-2 located in back of this manual direct to: U.S. Army Tank-Automotive Command, ATTN: AMSTA-MB, Warren, MI 48090. A reply will be furnished to you.

TABLE OF CONTENTS

		Page	Illus Fig
SECTION I.	INTRODUCTION	1	
SECTION II.	REPAIR PARTS LIST	7	
GROUP 01	ENGINE		
0101	CRANKCASE, BLOCK, CYLINDER HEAD	7	
	CRANKCASE ASSEMBLY	7	1
	CYLINDER HEAD, , VALVE COVER AND MAIN BEARING	9	2
0103	FLYWHEEL ASSEMBLY	11	

* This publication supersedes TM5-3895-342-20P dated 6 March 1972 and all changes.

TABLE OF CONTENTS

		Page	Illus Fig
	FLYWHEEL AND RING GEAR.....	11	3
0105	VALVES, CAMSHAFTS AND TIMING SYSTEM	13	
	TIMING COVER.....	13	4
0106	ENGINE LUBRICATION SYSTEM.....	15	
	OIL PAN AND CRANKCASE COVER.....	15	5
	OIL FILTER COMPONENTS.....	17	6
	OIL LINES AND FITTINGS	19	7
0107	ENGINE STARTING SYSTEMS	21	
	HAND CRANK MOUNTING HARDWARE.....	21	8
0108	MANIFOLDS.....	23	
	MANIFOLD	23	9
GROUP 02	CLUTCH		
0200	CLUTCH ASSEMBLY.....	25	
	CLUTCH ASSEMBLY.....	25	10
GROUP 03	FUEL SYSTEM		
0301	CARBURETOR, FUEL INJECTOR	27	
	CARBURETOR ASSEMBLY.....	27	11
0302	FUEL PUMPS	31	
	FUEL PUMP ADAPTER COVER.....	31	12
0304	AIR CLEANER	33	
	AIR CLEANER AND HOSE	33	13
0306	TANKS, LINES, FITTINGS, HEADERS	35	
	FUEL TANK AND SUPPORTS	35	14
0308	ENGINE SPEED GOVERNOR AND CONTROLS.....	37	
	GOVERNOR CONTROL.....	37	15
	GOVERNOR LINKAGE.....	39	16
0309	FUEL FILTERS	41	
	FUEL FILTER ASSEMBLY.....	41	17
0312	ACCELERATOR, THROTTLE OR CHOKE CONTROLS.....	43	
	CHOKE CONTROL.....	43	18
GROUP 04	EXHAUST SYSTEM		
0401	MUFFLER AND PIPES.....	45	
	MUFFLER AND ADAPTER.....	45	19
GROUP 05	COOLING SYSTEM		
0502	COWLING, DEFLECTORS, AIR DUCTS, SHROUDS, ETC.....	47	
	AIR SHROUDS	47	20
0504	WATER PUMP.....	49	
	WATER PUMP.....	49	21
GROUP 06	ELECTRICAL SYSTEM		
0601	GENERATOR, ALTERNATOR	51	
	ALTERNATOR ASSEMBLY.....	51	22
0602	GENERATOR REGULATOR.....	53	
	ALTERNATOR REGULATOR.....	53	23
0603	STARTING MOTOR.....	55	
	STARTING MOTOR.....	55	24
	STARTER MOUNTING AND WIRING	57	25

TABLE OF CONTENTS

		Page	Illus Fig
0605	IGNITION COMPONENTS.....	59	
	MAGNETO, SPARK PLUGS AND LEADS	59	26
	MAGNETO ASSEMBLY	61	27
	MAGNETO ROTOR	63	28
0607	INSTRUMENT OR ENGINE CONTROL PANEL	65	
	INSTRUMENT PANEL	65	29
0610	SENDING UNITS AND WARNING SWITCHES.....	67	
	HI TEMPERATURE AND FUEL SENDING UNITS.....	67	30
0612	BATTERIES, STORAGE	69	
	BATTERY AND BOX.....	69	31
0613	CHASSIS WIRING.....	71	
	ENGINE WIRING.....	71	32
GROUP 10	FRONT AXLE		
1004	STEERING AND LEANING WHEEL MECHANISM.....	73	
	STEERING KNUCKLE	73	33
GROUP 13	WHEELS AND TRACKS		
1311	WHEEL ASSEMBLY	75	
	HUB AND WHEEL	75	34
1313	TIRES, TUBES, TIRE CHAINS.....	77	
	TIRE AND TUBE.....	77	35
GROUP 15	FRAME, TOWING ATTACHMENTS, AND DRAWBARS		
1501	FRAME ASSEMBLY.....	79	
	LOWER FRAME	79	36
GROUP 18	BODY, CAB, HOOD AND HULL		
1801	BODY, CAB, HOOD AND HULL ASSEMBLIES	81	
	ENGINE HOUSING.....	81	37
	ENGINE COVERS AND SIDE PANELS.....	83	38
	ENGINE PLATFORM AND SPLASH GUARDS.....	85	39
1808	STOWAGE RACKS, BOXES, STRAPS, CARRYING CASES, CABLE REELS, HOSE REELS, ETC.....	89	
	TOOL BOX AND MOUNTING HARDWARE	89	40
GROUP 47	GAGES (NON ELECTRICAL)		
4701	INSTRUMENTS (SPEED AND DISTANCE).....	91	
	HOURMETER TACHOMETER	91	41
GROUP 73	CONCRETE AND ASPHALT EQUIPMENT COMPONENTS		
7301	POWER LOADER SKIP.....	93	
	POWER LOADING SKIP	93	42
	UPPER HOIST.....	95	43
7302	DRUMS	97	
	DRUM ROLLERS.....	97	44
7303	CONTROLS, MACHINERY	99	
	CONTROLS AND OPERATING LEVERS.....	99	45
	VIBRATOR AND BEARING.....	101	46
7305	MAIN DRIVE.....	103	
	HOIST ASSEMBLY	103	47

TABLE OF CONTENTS

	Page	Illus Fig
DRIVE ASSEMBLY	105	48
DRIVE SHEAVE AND GUARD	107	49
POWER TAKE OFF ASSEMBLY.....	109	50
7312 FEEDER OR CONVEYOR DISCHARGE	111	
DISCHARGE UNIT.....	111	51
7319 WATER SYSTEM	113	
WATER TANK ASSEMBLY	113	52
WATER SYSTEM	115	53
GROUP 76 FIRE FIGHTING EQUIPMENT		
7638 PORTABLE FIRE FIGHTING EQUIPMENT	119	
FIRE EXTINGUISHER MOUNTING.....	119	54
SECTION III. SPECIAL. TOOLS LIST (NOT APPLICABLE)		
SECTION IV. NATIONAL STOCK NUMBER AND PART NUMBER INDEX	121	

**ORGANIZATIONAL MAINTENANCE
REPAIR PARTS AND SPECIAL TOOLS LISTS**

SECTION I INTRODUCTION

1. Scope.

This manual lists and authorizes spares and repair parts; special tools; special Test, Measurement, and Diagnostic Equipment (TMDE); and other special support equipment required for performance of organizational support maintenance of the Non-Tilt Mixer, Concrete. It authorizes the requisitioning, issue, and disposition of spares, repair parts and special tools as indicated by the Source, Maintenance and Recoverability (SMR) codes.

2. General.

This Repair Parts and Special Tools List is divided into the following sections:

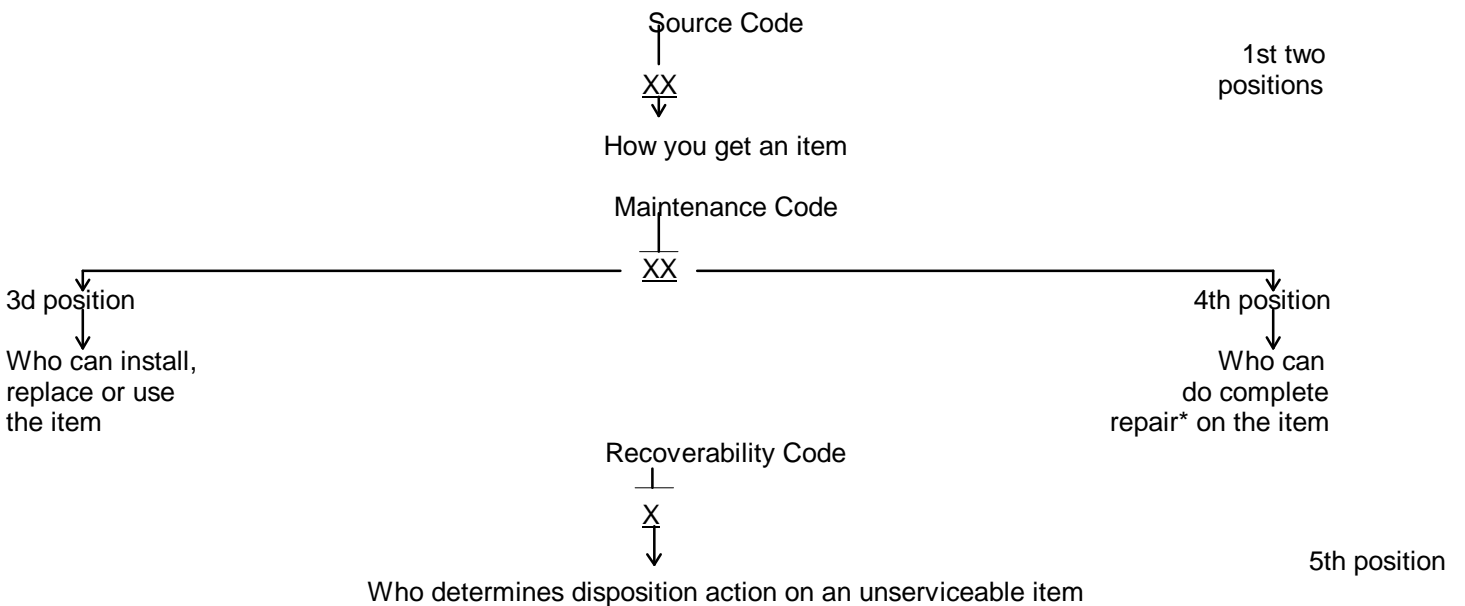
- a. Section II. Repair Parts List. A list of spares and repair parts authorized by this RPSTL for use in the performance of maintenance. The list also includes parts which must be removed for replacement of the authorized parts. Parts lists are composed of functional groups in ascending alphanumeric sequence, with the parts in each group listed in ascending figure and item number sequence. Bulk materials are listed in NSN sequence.
- b. Section III Special Tools List. A list of special tools, special TMDE, and other special support equipment authorized by this RPSTL for the performance of maintenance.
- c. Section IV. National Stock Number and Part Number Index. A list, in National Item Identification Number (NIIN) sequence, of all National Stock Numbers (NSN) appearing in the listings, followed by a list in alphanumeric sequence of all part numbers appearing in the listings. National stock numbers and part numbers are cross-referenced to each illustration figure and item number appearance.

3. Explanation of Columns.

a. Illustration (Column (1)). This column is divided as follows:





- (1) ((a) FIG NO.) Figure Number. Indicates the figure number illustrating an exploded view of a functional group.
- (2) ((b) ITEM NO.) Indicates the number used to identify items called out in the illustration.

b. SMR CODE (Column (2)). The Source, Maintenance, and Recoverability (SMR) code is a 5-position code containing supply/requisitioning information, maintenance category authorization criteria, and disposition instructions, as shown in the following breakout:



*Complete Repair: Maintenance capacity, capability, and authority to perform all the corrective maintenance tasks of the "Repair" function in a use/user environment in order to restore serviceability to a failed item.

(1) Source Code. The source code tells you how you get an item needed for maintenance, repair, or overhaul of an end item/equipment. Source codes are always the first two positions of the SMR code. Explanations of source codes follow:

Code	Explanation
PA PB PC PD PE PF PG	 <p>Stocked items; use the applicable NSN to request/requisition items with these source codes. They are authorized to the category indicated by the code entered in the 3d position of the SMR code.</p>
KD KF KB	 <p>Items with these codes are not to be requested/requisitioned individually. They are part of a kit which is authorized to the maintenance category indicated in the 3d position of the SMR code. The complete kit must be requisitioned and applied.</p>
MO-(Made at Org Category) MF-(Made at DS Category) MH-(Made at GS Category) MD-(Made at Depot)	 <p>Items with these codes are not to be requested/requisitioned individually. They must be made from bulk material which is identified by NSN in the Description column and listed in the Bulk Material group in the repair parts list in this manual. If the item is authorized to you by the 3d position code of the SMR code, but the source code indicates it is made at a higher category, order the item from the higher category of maintenance.</p>
AO-(Assembled by Org Category) AF-(Assembled by DS Category) AH- (Assembled by GS Category) AD- (Assembled by Depot)	 <p>Items with these codes are not to be requested/requisitioned individually. The parts that make up the assembled item must be requisitioned or fabricated and assembled at the category of maintenance indicated by the source code. If the 3d position code of the SMR code authorizes you to replace the item, but the source code indicates the item is assembled at a higher category, order the item from the higher category of maintenance.</p>
XA	Do not requisition an "XA"-coded item. Order its next higher assembly. (Also, refer to the NOTE below.)
XB	If an "XB" item is not available from salvage, order it using the FSCM and part number given.
XC	Installation drawing, diagram, instruction sheet, field service drawing, that is identified by manufacturer's part number. Not applicable.
XD	Item is not stocked. Order an "XD"-coded item through normal supply channels using the FSCM and part number given, if no NSN is available.

NOTE: Cannibalization or controlled exchange, when authorized, may be used as a source of supply for items with the above source codes, except for those source coded "XA".

(2) Maintenance Code. Maintenance codes tell you the category(s) of maintenance authorized to USE and REPAIR support items. The maintenance codes are entered in the third and fourth positions of the SMR Code as follows:

(a) The maintenance code entered in the third position tells you the lowest maintenance category authorized to remove, replace, and use an item. The maintenance code entered in the third position will indicate authorization to one of the following categories of maintenance.

Code	Application/Explanation
C	- Crew or operator maintenance done within organizational maintenance.
O	- Organizational category can remove, replace, and use the item.

(b) The maintenance code entered in the fourth position tells you whether or not the item is to be repaired and identifies the lowest maintenance category with the capability to do complete repair (i.e., perform all authorized repair functions). (NOTE: Some limited repair may be done on the item at a lower category of maintenance, if authorized by the Maintenance Allocation Chart (MAC) and SMR codes.) This position will contain one of the following maintenance codes.

Code	Application/Explanation
O	- Organizational is the lowest category that can do complete repair of the item.
F	- Direct support is the lowest category that can do complete repair of the item.
H	- General support is the lowest category that can do complete repair of the item.
L	- Specialized repair activity is the lowest category that can do complete repair of the item.
D	- Depot is the lowest category that can do complete repair of the item.
Z	- Nonreparable. No repair is authorized.
B	- No repair is authorized. (No parts or special tools are authorized for the maintenance of a "B" coded item.) However, the item may be reconditioned by adjusting, lubricating, etc., at the user level.

(3) Recoverability Code. Recoverability codes are assigned to items to indicate the disposition action on unserviceable items. The recoverability code is entered in the fifth position of the SMR code as follows:

Recoverability Codes	Definition
Z	- Nonreparable item. When unserviceable, condemn and dispose of the item at the category of maintenance shown in 3d position of SMR code.
O	- Repairable item. When uneconomically repairable, condemn and dispose of the item at organizational category.
F	- Repairable item. When uneconomically repairable, condemn and dispose of the item at the direct support category.
H	- Repairable item. When uneconomically repairable, condemn and dispose of the item at the general support category.
D	- Repairable item. When beyond lower category repair capability, return to depot. Condemnation and disposal of item not authorized below depot category.
L	- Repairable item. Condemnation and disposal not authorized below specialized repair activity.
A	- Item requires special handling or condemnation procedures because of specific reasons (i.e., precious metal content, high dollar value, critical material or hazardous material). Refer to appropriate manuals/directives for specific instructions

c. NATIONAL STOCK NUMBER (Column (3)). Lists the National Stock Number (NSN) assigned to the item. Use the NSN for requests/requisitions.

d. FSCM (Column (4)). The Federal Supply Code for Manufacturer (FSCM) is a 5-digit numeric code which is used to identify the manufacturer, distributor, or Government agency, etc., that supplies the item.

e. PART NUMBER (Column (5)). Indicates the primary number used by the manufacturer (individual,

company, firm, corporation, or Government activity), which controls the design and characteristic of the item by means of its engineering drawings, specifications standards, and inspection requirements to identify an item or range of items.

NOTE: When you use an NSN to requisition an item, the item you receive may have a different part number from the part ordered, but go ahead and use or furnish it as the replacement part.

f. DESCRIPTION (Column (6)). This column includes the following information:

- (1) The Federal item name and, when required, a minimum description to identify the item.
- (2) The physical security classification. Not applicable.
- (3) Items that are included in kits and sets are listed below the name of the kit or set.
- (4) Spare/repair parts that make up an assembled item are listed immediately following the assembled item line entry. If the first item of a figure is indented, the assembly appears as the last item in the previous figure.
- (5) NSN's for bulk materials are referenced in the description column in the line item entry for the item to be manufactured/fabricated.
- (6) When the part to be used differs between serial numbers of the same model, the effective serial numbers are shown as the last line of the description.
- (7) The USABLE ON CODE. Not applicable.
- (8) In the Special Tools List section, the Basis Of Issue (BOI) appears as the last line(s) in the entry for each special tool, special TMDE, and other special support equipment. When density of equipments supported exceeds density spread indicated in the basis of issue, the total authorization is increased proportionately.

g. U/M (Column (7)). The Unit of Measure (U/M) indicates the measure (e.g., foot, gallon, pound) or count (e.g., each, dozen, gross) of a listed item. A two-character alpha code (e.g., FT, GL, LB, EA, DZ, GR) appears in this column to indicate the measure or count. If the U/M code appearing in this column differs from the Unit of Issue (U/I) code listed in the Army Master Data File (AMDF), request the lowest U/I that will satisfy your needs.

h. QTY INC IN UNIT (Column (8)). The Quantity Incorporated in Unit QTY INC IN UNIT) indicates the quantity of the item used in the breakout shown on the illustration figure, which is prepared for a functional group, subfunctional group, or an assembly. A "V" appearing in this column in lieu of a quantity indicates that no specific quantity is applicable (e.g., shims, spacers).

4. SPECIAL INFORMATION.

a. Bulk materials required to manufacture items are listed in the Bulk Material Group of this manual. NSN's for bulk materials are also referenced in the description column of the line item entry for the item to be manufactured/fabricated. Detailed manufacturing instructions for items source coded to be manufactured or fabricated are found in TM5-3895-342-1 2.

b. Detailed assembly instructions for items source coded to be assembled from component spare/repair parts are found in TM5-3895-342-12. Items that make up the assembly are listed immediately following the assembled item entry.

c. Line item entries for repair parts kits and sets appear as the last entries in the repair parts listing for the figure in which their parts are listed as repair parts.

d. Items which have the word BULK in the figure number column will have an index number shown in the item number column. This index number is furnished for use as a cross-reference between the National Stock Number/Part Number Index and the Bulk Material List in Section II.

e. The following publications pertain to the Non-Tilt Mixer, Concrete, and its components:

TM5-3895-342-12 Non-Tilt Mixer, Concrete, Model 499A

TM5-3895-342-34 Non-Tilt Mixer, Concrete, Model 499A

TM5-3895-342-34P Non-Tilt Mixer, Concrete, Model 499A

LO5-3895-342-12-1 Non-Tilt Mixer, Concrete, Model 499A

LO5-3895-342-12-2 Non-Tilt Mixer, Concrete, Model 499A

f. The illustrations in this manual are identical to those published in the TM5-3895-342-34P. Only those parts coded "C" or "O" in the third position of the SMR code are listed in the tabular listing; therefore, there may be a break in the item number sequence. Only illustrations containing organizational unit authorized items appear in this manual.

5. How to Locate Repair Parts.

a. When National Stock Number or Part Number is Not Known:

(1) First. Using the table of contents, determine the functional group to which the item belongs. This is necessary since figures are prepared for functional groups, and listings are divided into the same groups.

(2) Second. Find the figure covering the functional group to which the item belongs.

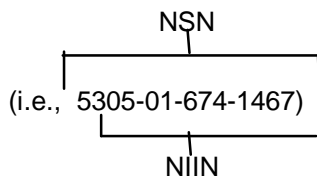
(3) Third. Identify the item on the figure and note the item number of the item.

(4) Fourth. Refer to the Repair Parts List for the figure to find the line item entry for the item number noted on the figure.

b. When National Stock Number or Part Number is Known:

(1) First.: Using the Index of National Stock Numbers and Part Numbers, find the pertinent national stock number or part number. The NSN Index is in National Item Identification Number (NIIN)* sequence. The part numbers in the Part Number Index are listed in ascending alphanumeric sequence. Both indexes cross-reference you to the illustration figure and item number of the item you are looking for.

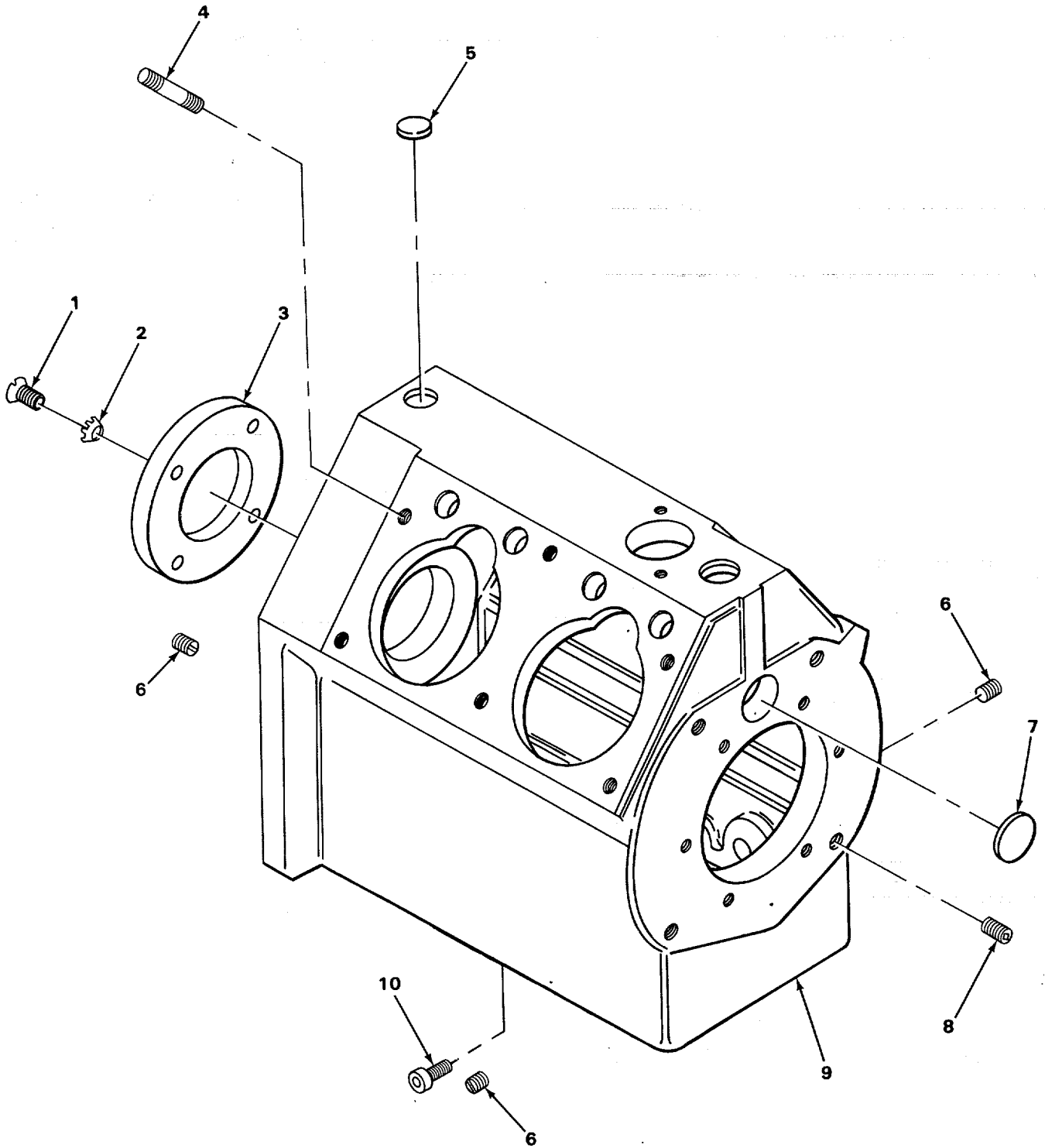
*The NIIN consists of the last 9 digits of the NSN



(2) Second. After finding the figure and item number, verify that the item is the one you're looking for, then locate the item number in the repair parts list for the figure.

6. Abbreviations.

For standard abbreviations see MIL-STD-12D, Military Standard Abbreviations For Use On Drawing, Specifications, Standards And In Technical Documents.



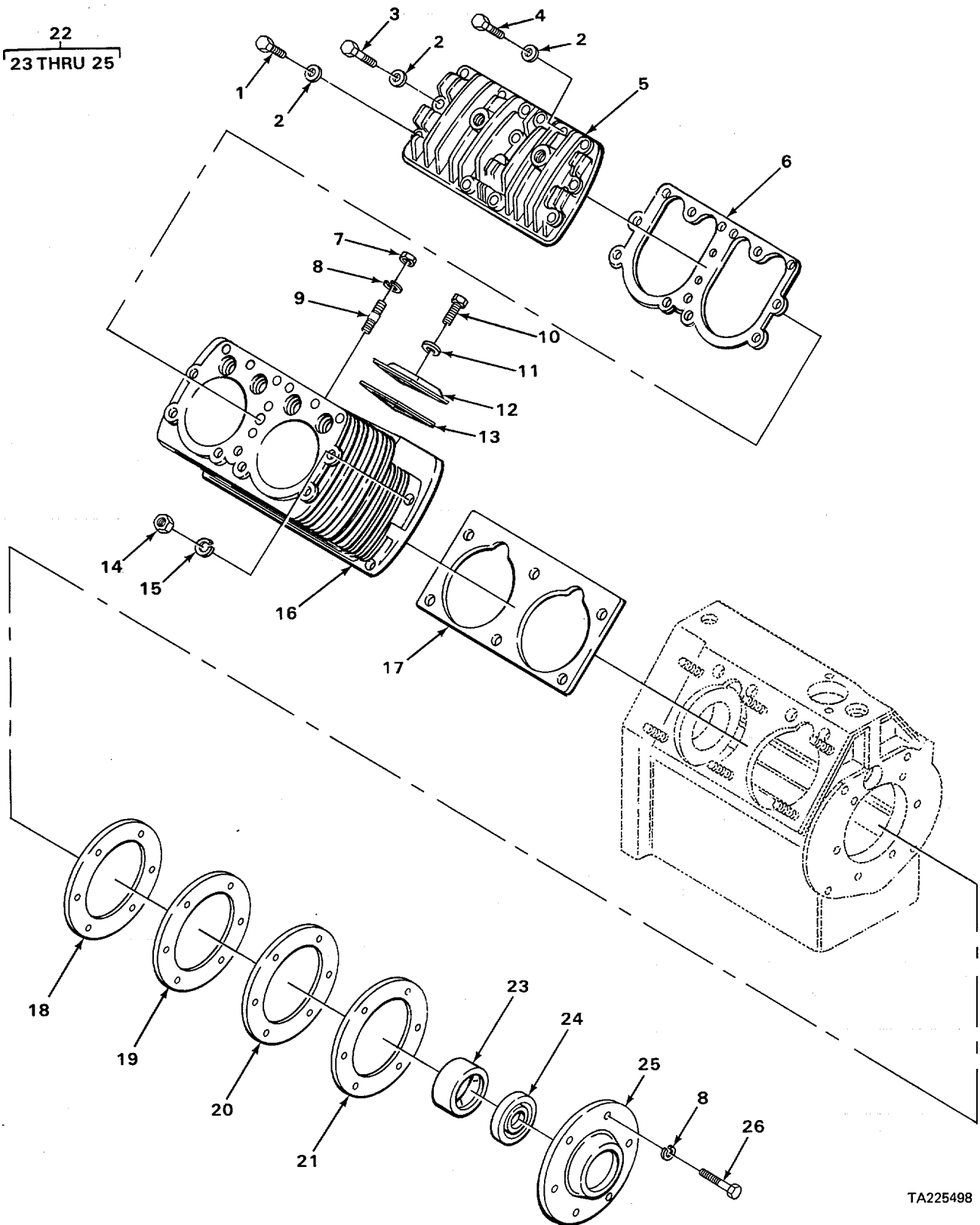
TA225497

FIGURE 1. CRANKCASE ASSEMBLY.

REPAIR PARTS LIST

(1) ILLUSTRATION		(2)	(3)	(4)	(5)	(6)	(7)	(8)
(a) FIG NO.	(b) ITEM NO.	SMR CODE	NATIONAL STOCK NUMBER	FSCM	PART NUMBER	DESCRIPTION <i>USABLE ON CODE</i>	U/M	QTY INC IN UNIT
1	4	PFOZZ	5307-01-007-7000	66289	PC615	GROUP 01-ENGINE 0101-CRANKCASE, BLOCK, CYLINDER HEAD STUD CYLINDER BLOCK TO CRANKCASE.....	EA	12

22
23 THRU 25



TA225498

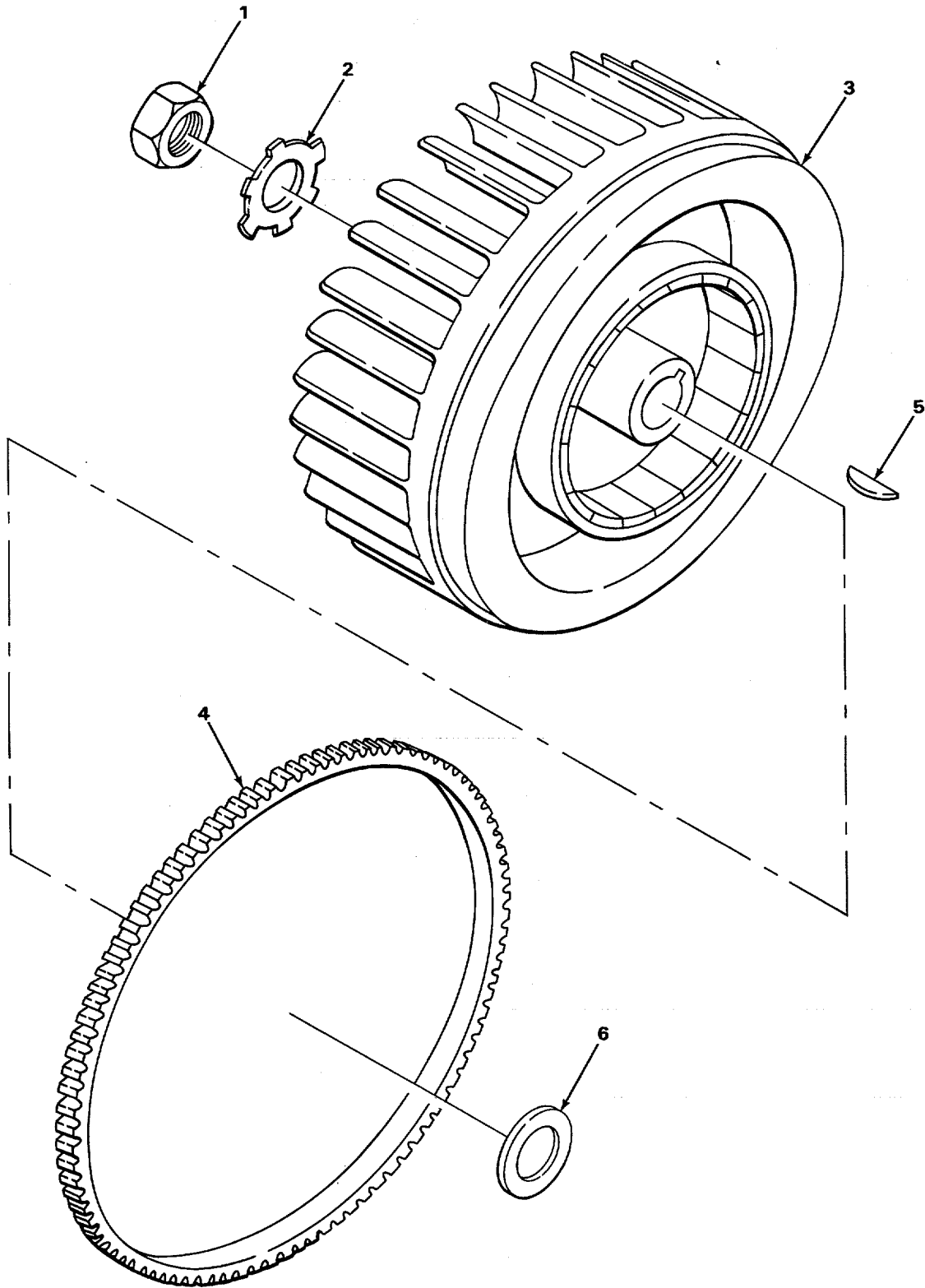
FIGURE 2. CYLINDER HEAD, VALVE COVER AND MAIN BEARING.

SECTION II

TM 5-3895-342-20P

(1) ILLUSTRATION		(2)	(3)	(4)	(5)	(6)	(7)	(8)
(a) FIG NO.	(b) ITEM NO.	SMR CODE	NATIONAL STOCK NUMBER	FSCM	PART NUMBER	DESCRIPTION <i>USABLE ON CODE</i>	U/M	QTY INC IN UNIT
						0101(CONT)		
2	7	PAOZZ	5310-00-732-0559	96906	MS51968-8	NUT, PLAIN HEXAGON	EA	4
2	8	PAOZZ	5310-01-130-9065	96906	MS35338-46	WASHER, LOCK	EA	10
2	9	PAOZZ	5307-00-366-6276	66289	PC369	STUD PLAIN TO CYLINDER BLOCK	EA	4
2	10	PAOZZ	5306-00-226-4831	96906	MS90728-38	BOLT, MACHINE VALVE COVER	EA	4
2	11	PAOZZ	5310-00-205-9982	96906	MS15795-512	WASHER, FLAT VALVE COVER	EA	4
2	12	PAOZZ	2805-00-360-8334	66289	SA-68	COVER, ACCESS VALVE INSPECTION	EA	4
2	13	PFOZZ	5330-00-695-8784	66289	QD612A	GASKET VALVE INSPECTION COVER PART OF KIT P/N Q12G, Q29.....	EA	4

3
4



TA225500

FIGURE 3. FLYWHEEL AND RING GEAR.

SECTION II

TM 5-3895-342-20P

(1) ILLUSTRATION		(2)	(3)	(4)	(5)	(6)	(7)	(8)
(a) FIG NO.	(b) ITEM NO.	SMR CODE	NATIONAL STOCK NUMBER	FSCM	PART NUMBER	DESCRIPTION <i>USABLE ON CODE</i>	U/M	QTY INC IN UNIT
						0103-FLYWHEEL ASSEMBLY		
3	1	PFOZZ	5310-00-227-7974	66289	PD123	NUT, PLAIN HEX FLYWHEEL MTG.....	EA	1
3	2	XDOZZ		19207	PE66	WASHER, LOCK FLYWHEEL MTG.....	EA	1
3	3	PFOHH	2805-00-191-0433	66289	N101-10	FLYWHEEL ASSEMBLY	EA	1
3	5	PAOZZ	5315-00-616-5510	96906	MS35756-26	KEY WOODRUFF FLYWHEEL MTG	EA	1
3	6	XDOZZ		19207	RK170	OIL SLINGER	EA	1

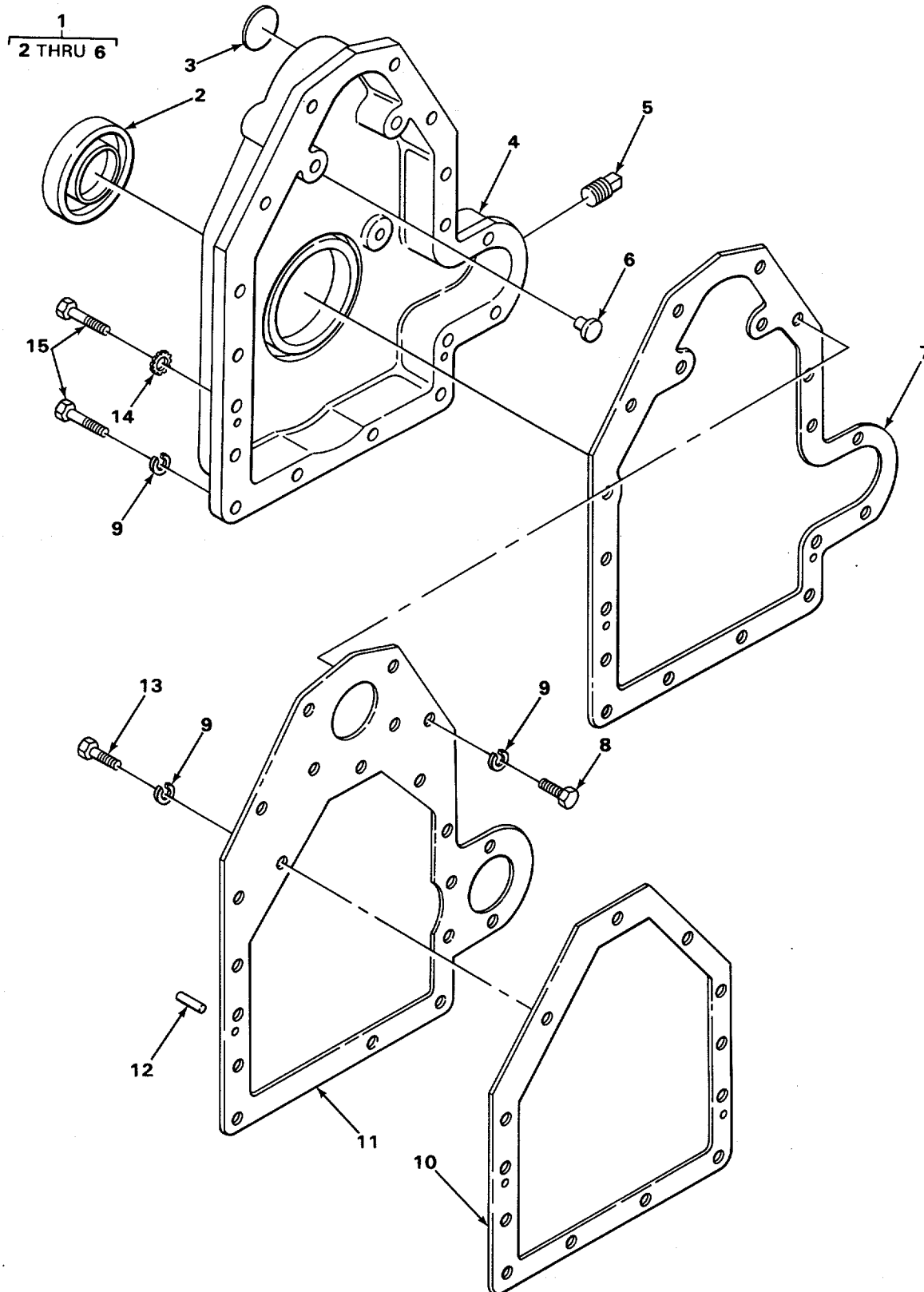


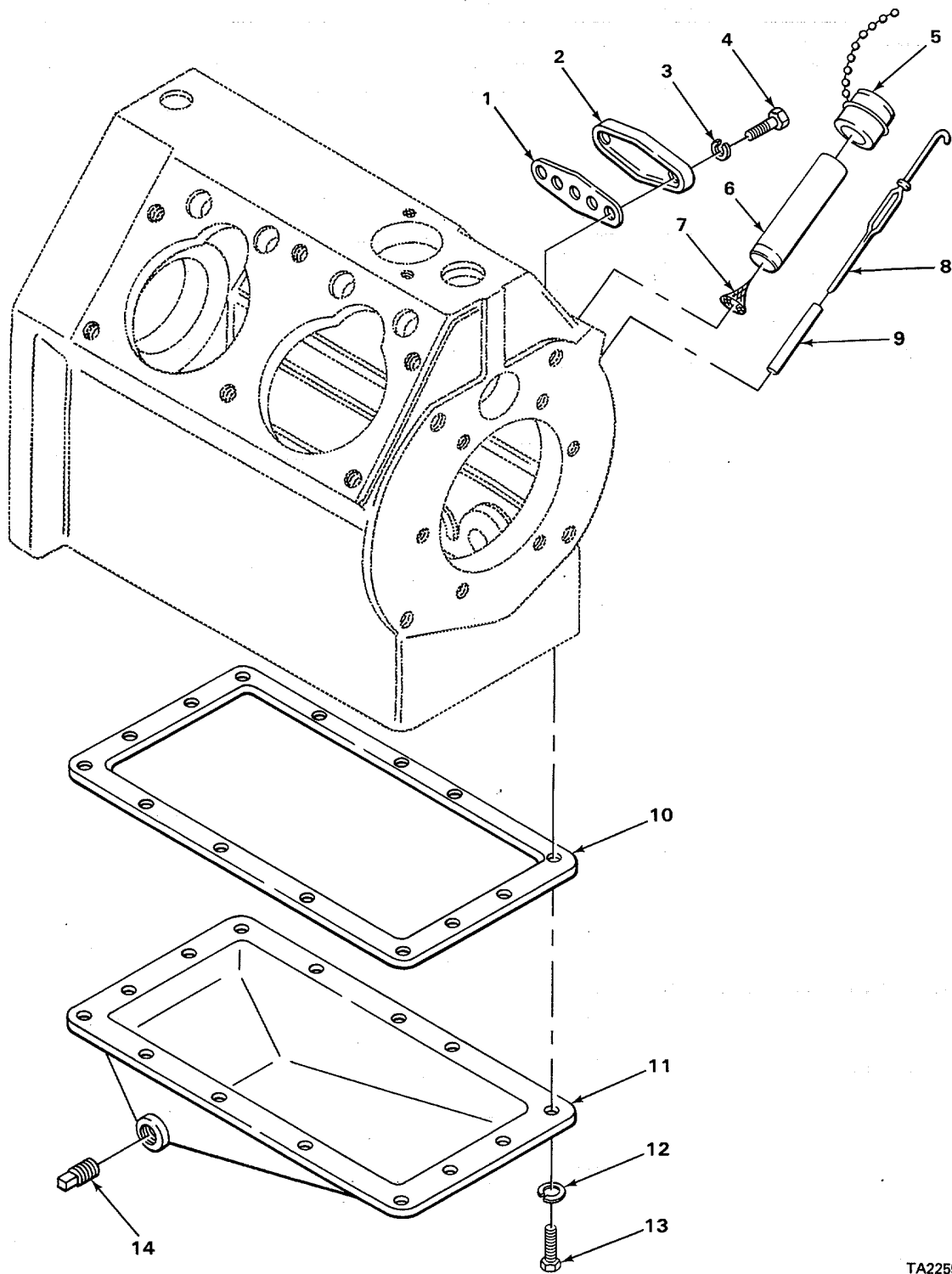
FIGURE 4. TIMING COVER.

TA225503

SECTION II

TM 5-3895-342-20P

(1) ILLUSTRATION		(2)	(3)	(4)	(5)	(6)	(7)	(8)
(a) FIG NO.	(b) ITEM NO.	SMR CODE	NATIONAL STOCK NUMBER	FSCM	PART NUMBER	DESCRIPTION <i>USABLE ON CODE</i>	U/M	QTY INC IN UNIT
4	5	PFOZZ		96906	MS20913-35	0105-VALVES, CAMSHAFTS AND TIMING SYSTEM PLUG, PIPE.....	EA	1



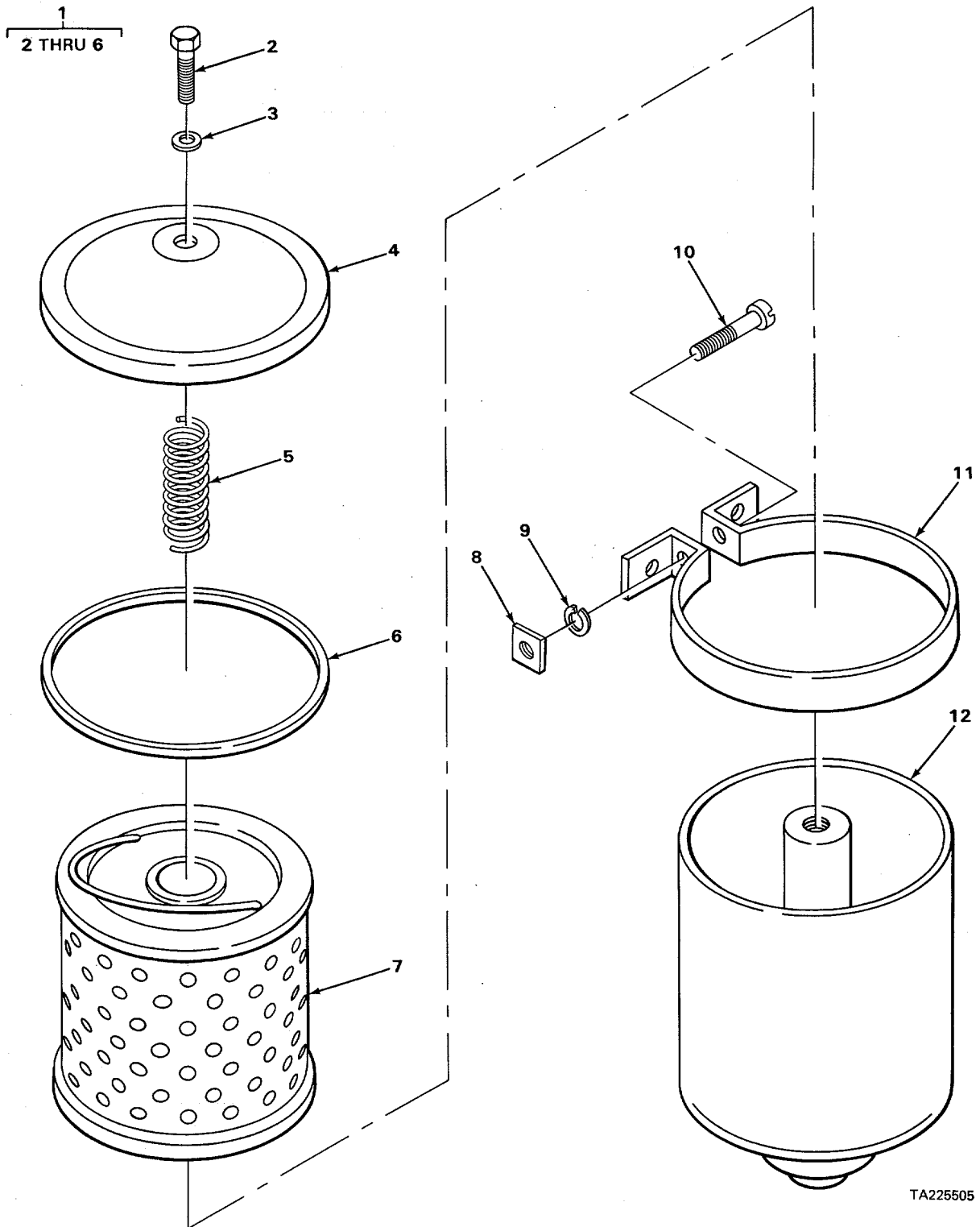
TA225504

FIGURE 5. OIL PAN AND CRANKCASE COVER.

SECTION II

TM 5-3895-342-20P

(1) ILLUSTRATION		(2)	(3)	(4)	(5)	(6)	(7)	(8)
(a) FIG NO.	(b) ITEM NO.	SMR CODE	NATIONAL STOCK NUMBER	FSCM	PART NUMBER	DESCRIPTION <i>USABLE ON CODE</i>	U/M	QTY INC IN UNIT
						0106-ENGINE LUBRICATION SYSTEM		
5	1	PFOZZ	5330-00-536-1257	66289	QD595A	GASKET OIL FILTER PAD PART OF KIT P/N Q12G...	EA	1
5	2	PFOZZ	2805-00-797-0514	66289	SA65C	PLATE, COVER OIL FILTER PAD.....	EA	1
5	3	PAOZZ	5310-00-407-9566	96906	MS35338-45	WASHER, LOCK OIL FILTER PAD.....	EA	2
5	4	PAOZZ	5306-00-225-8499	96906	MS90725-34	BOLT, MACHINE	EA	2
5	5	PFOZZ	2805-00-294-9996	66289	L060-1	BREATHER	EA	1
5	6	XDOZZ		30029	LJ3004	TUBE OIL FILLER.....	EA	1
5	7	PFOZZ	2805-00-360-8326	66289	RC91	STRAINER ELEMENT, SE	EA	1
5	8	PFOZZ	6680-00-173-2455	66289	RJ173	GAGE ROD-CAP, LIQUID	EA	1
5	9	XDOZZ		30029	RF1495M	TUBE, ADAPTER OIL DIPSTICK	EA	1
5	14	PAOZZ	4730-00-359-3872	02892	8485984	PLUG, PIPE	EA	1



TA225505

FIGURE 6. OIL FILTER COMPONENTS.

SECTION II

TM 5-3895-342-20P

(1) ILLUSTRATION		(2)	(3)	(4)	(5)	(6)	(7)	(8)
(a) FIG NO.	(b) ITEM NO.	SMR CODE	NATIONAL STOCK NUMBER	FSCM	PART NUMBER	DESCRIPTION <i>USABLE ON CODE</i>	U/M	QTY INC IN UNIT
6	1	PAOOO	2940-00-360-7962	73370	5241	COVER, FLUID FILTER.....	EA	1
6	2	PFOZZ	5306-00-298-7836	73370	11580	.CAP SCREW	EA	1
6	3	PAOZZ	5310-00-262-3000	73370	11581	.WASHER, FLAT	EA	1
6	4	PFOZZ	2940-00-752-9093	28265	17261A	COVER	EA	1
6	5	PAOZZ	5360-00-253-7257	73370	11583	.SPRING HELICAL COMP	EA	1
6	6	PAOZZ	5330-00-171-7032	73370	102027	.GASKET COVER	EA	1
6	7	XDOZZ		96906	C21P	CARTRIDGE FILTER ELEMENT	EA	1
6	8	PAOZZ	5310-00-012-0399	73370	12384	NUT, PLAIN, SQUARE	EA	1
6	9	PFOZZ	5310-00-407-9566	96906	MS35338-45	WASHER, LOCK	EA	1
6	10	PAOZZ	5306-01-085-9468	73370	109024	BOLT, SPECIAL	EA	1
6	11	PAOZZ	5340-00-391-3330	73370	102153	STRAP, RETAINING	EA	1
6	12	PAOZZ	2940-00-313-6590	73370	5310	FILTER BODY, FLUID	EA	1

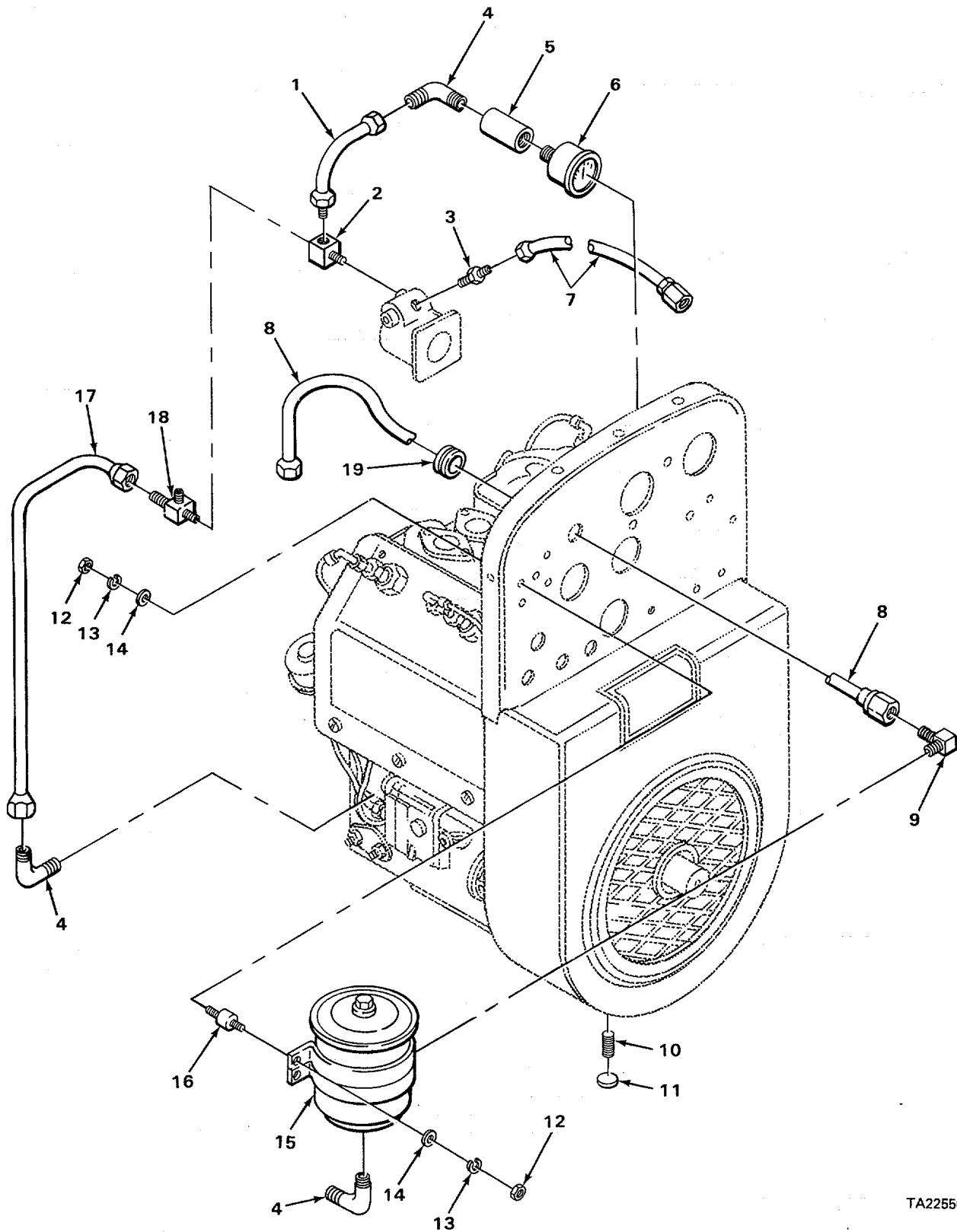


FIGURE 7. OIL LINES AND FITTINGS.

TA225506

SECTION II

TM 5-3895-342-20P

(1) ILLUSTRATION		(2)	(3)	(4)	(5)	(6)	(7)	(8)
(a) FIG NO.	(b) ITEM NO.	SMR CODE	NATIONAL STOCK NUMBER	FSCM	PART NUMBER	DESCRIPTION <i>USABLE ON CODE</i>	U/M	QTY INC IN UNIT
						0106(CONT)		
7	1	XDOZZ		30029	RM1319B	HOSE ASSEMBLY GOVERNOR TO GAGE	EA	1
7	2	PFOZZ	2990-00-565-6141	66289	RF1301-2	ELBOW COUPLING GOVERNOR HOUSING	EA	1
7	3	PAOZZ	4730-00-900-3296	96906	MS39158-3	ADAPTER, STRAIGHT GOVERNOR HOUSING RETURN LINE	EA	1
7	4	PAOZZ	4730-00-741-0349	66289	RF1225	ELBOW, PIPE TO TUBE OIL LINE AT OIL PRESSURE GAGE.....	EA	3
7	5	PAOZZ	4730-00-947-7498	96906	MS39233-1	COUPLING PIPE	EA	1
7	6	PAOZZ	6620-00-698-6700	66289	RS11	GAGE, PRESSURE, DIAL	EA	1
7	7	PAOZZ	4720-00-907-9640	66289	RM-1320-G	HOSE ASSEMBLY, RUBBE	EA	1
7	8	PFOZZ	4720-00-907-9641	66289	RM-1320-C	LINE, FLEX OIL PRESSURE	EA	1
7	9	XDOZZ		30029	RF1359	ELBOW	EA	1
7	12	PAOZZ	5310-00-761-6882	96906	MS51967-2	NUT, PLAIN, HEXAGON MOUNTING OIL FILTER TO HOSE PAN.....	EA	8
7	13	PFOZZ		96906	MS35332-44	WASHER, LOCK	EA	8
7	14	PAOZZ	5310-00-809-4058	96906	MS27183-10	WASHER, FLAT	EA	8
7	15	PAOZZ	2940-00-202-9653	96906	MS35343-1	FILTER FLUID	EA	1
7	16	PAOZZ	2940-00-691-5577	66289	PH542	DAMPNER, VIBRAT OIL FILTER MOUNTING.....	EA	4
7	17	PAOZZ	4710-00-922-2094	66289	RM472	TUBE ASSEMBLY, METAL	EA	1
7	18	PFOZZ	4730-00-268-3697	41947	A127	TEE OIL LINE	EA	4
7	19	PAOZZ	5325-00-447-9233	66289	PH198	GROMMET, NONMETALLIC	EA	4

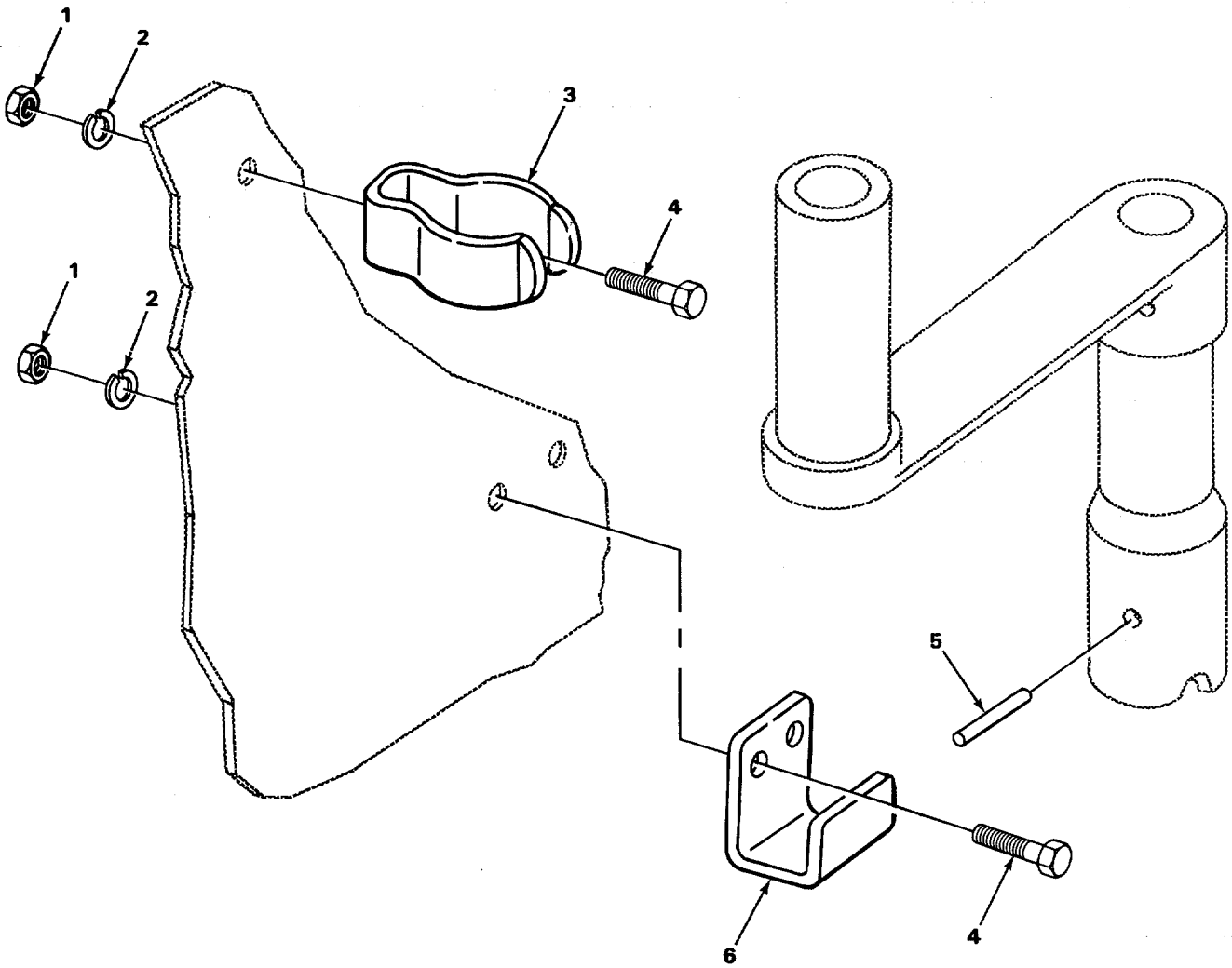


FIGURE 8. HAND CRANK MOUNTING HARDWARE.

SECTION II

TM 5-3895-342-20P

(1) ILLUSTRATION		(2)	(3)	(4)	(5)	(6)	(7)	(8)
(a) FIG NO.	(b) ITEM NO.	SMR CODE	NATIONAL STOCK NUMBER	FSCM	PART NUMBER	DESCRIPTION <i>USABLE ON CODE</i>	U/M	QTY INC IN UNIT
8	1	PFOZZ	5310-00-761-6882	96906	MS51967-2	NUT, HEX	EA	3
8	2	PAOZZ	5310-00-582-5965	96906	MS35338-44	WASHER, LOCK	EA	3
8	3	XDOZZ		30029	PK187	CLIP, SPRING CRANK MTG.....	EA	1
8	4	PFOZZ	5305-00-068-0500	96906	MS90725-3	SCREW, HEX HD	EA	3
8	5	XDOZZ		86205	NAS561P8-26	PIN START CRANK	EA	2
8	6	PFOZZ	2805-00-309-8054	66289	PG491	BRACKET STARTCRANK.....	EA	1

3
4 THRU 13

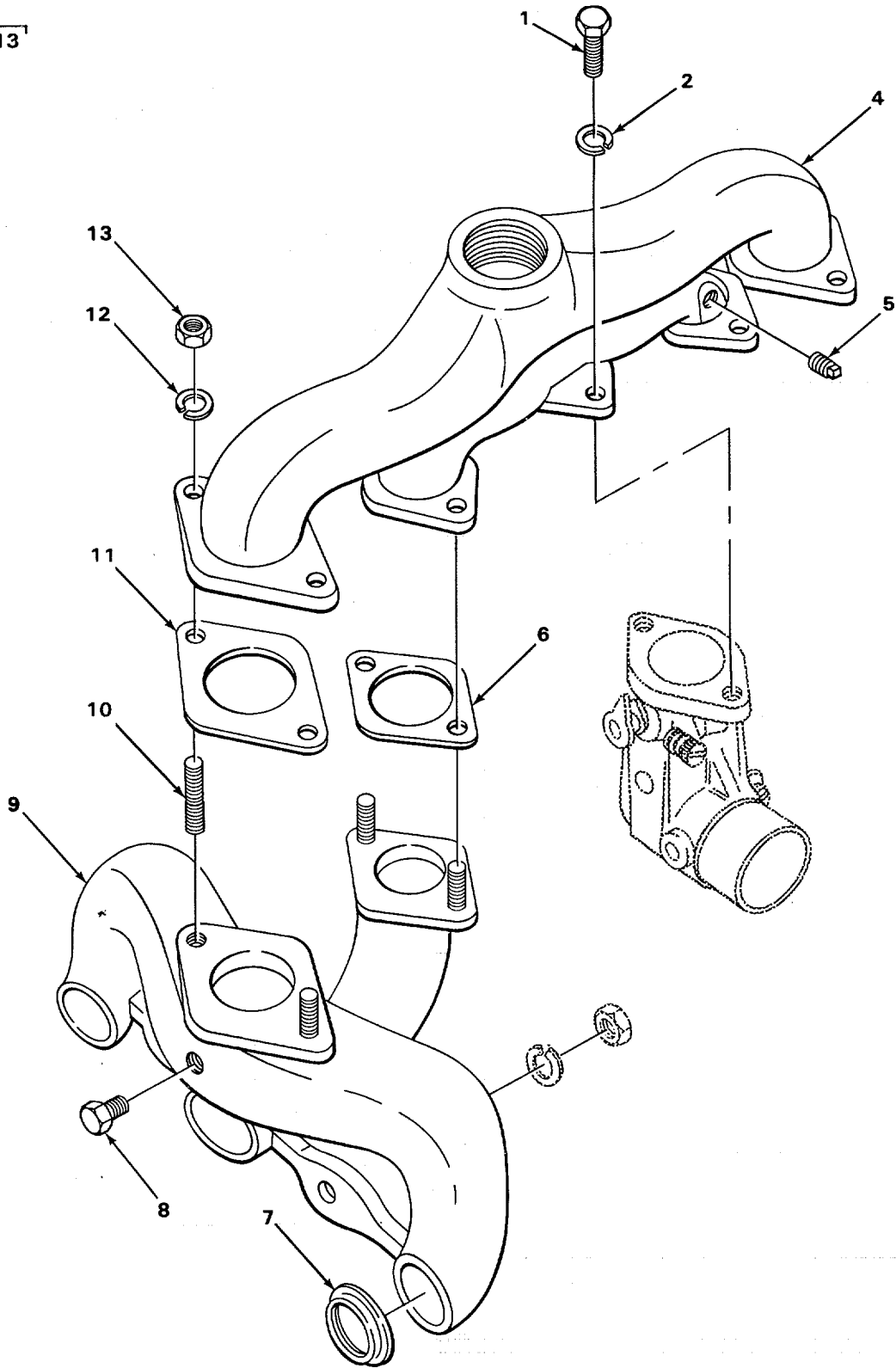


FIGURE 9. MANIFOLD

SECTION II

TM 5-3895-342-20P

(1) ILLUSTRATION		(2)	(3)	(4)	(5)	(6)	(7)	(8)
(a) FIG NO.	(b) ITEM NO.	SMR CODE	NATIONAL STOCK NUMBER	FSCM	PART NUMBER	DESCRIPTION USABLE ON CODE	U/M	QTY INC IN UNIT
						0108 - MANIFOLDS		
9	1	PFOZZ	5306-00-206-1071	66289	XD17	SCREW, HEX HD	EA	2
9	2	PFOZZ	5310-00-407-9566	96906	MS35338-45	WASHER, LOCK	EA	2
9	3	PFOOO	2805-00-325-4490	66289	LD228S1	MANIFOLD ASSEMBLY	EA	1
9	4	PFOZZ	2805-00-718-7002	66289	LD227D5	.MANIFOLD UPPER BRANCH	EA	1
9	5	PAOZZ	4730-00-221-2137	96906	MS20913-2S	.PLUG, PIPE, MULTIAPPL	EA	2
9	6	PFOZZ	5330-00-527-7601	66289	QB79	.GASKET INLET MANIFOLD PART OF KIT P/N Q12G, Q29.....	EA	1
9	7	PFOZZ	5330-00-366-6270	66289	QB75	.GASKET MANIFOLD PART OF KIT P/N Q12G, Q29 ...	EA	6
9	8	PFOZZ	5305-00-068-0500	96906	MS90725-3	.SCREW, TAP PLUGGING	EA	1
9	9	PAOZZ	2805-00-366-6272	30029	LD228	.MANIFOLD	EA	1
9	10	PFOZZ	5307-00-409-7021	66289	PC154	.STUD	EA	1
9	11	PFOZZ	5330-00-366-6269	66289	QB78	.GASKET EXHAUST MANIFOLD PART OF KIT P/N Q12G, Q29.....	EA	1
9	12	PFOZZ	5310-00-407-9566	96906	MS35338-45	.WASHER, LOCK LOWER TO UPPER MANIFOLD.....	EA	8
9	13	PAOZZ	5310-00-880-7746	96906	MS51968-5	.NUT PLAIN HEXAGON	EA	8
9		PAOZZ	5330-00-959-4014	66289	Q29	GASKET SET VALVE GRINDING	EA	1
2	13					GASKET	EA	4
9	6					GASKET	EA	1
9	7					GASKET	EA	6
9	11					GASKET	EA	1

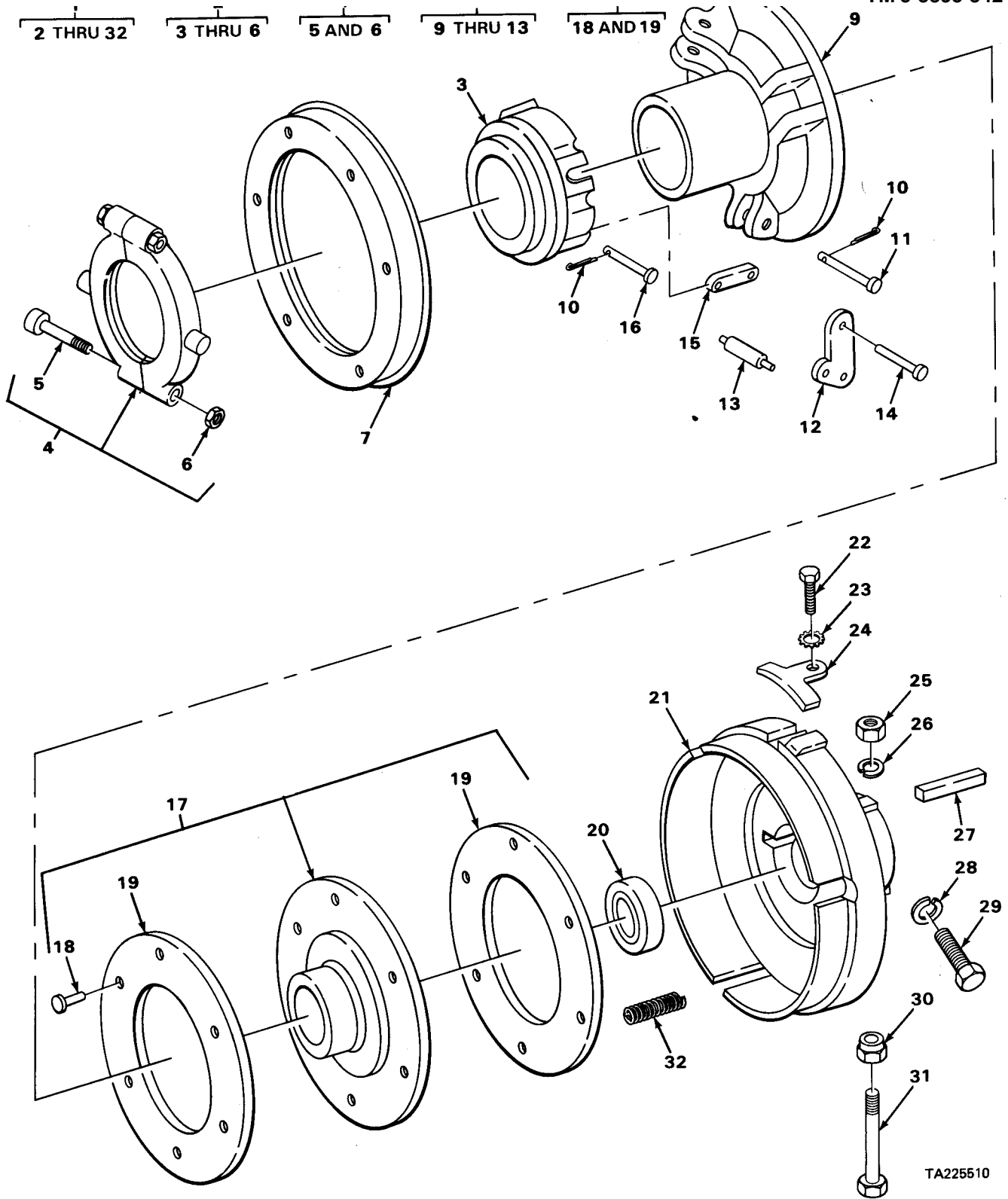


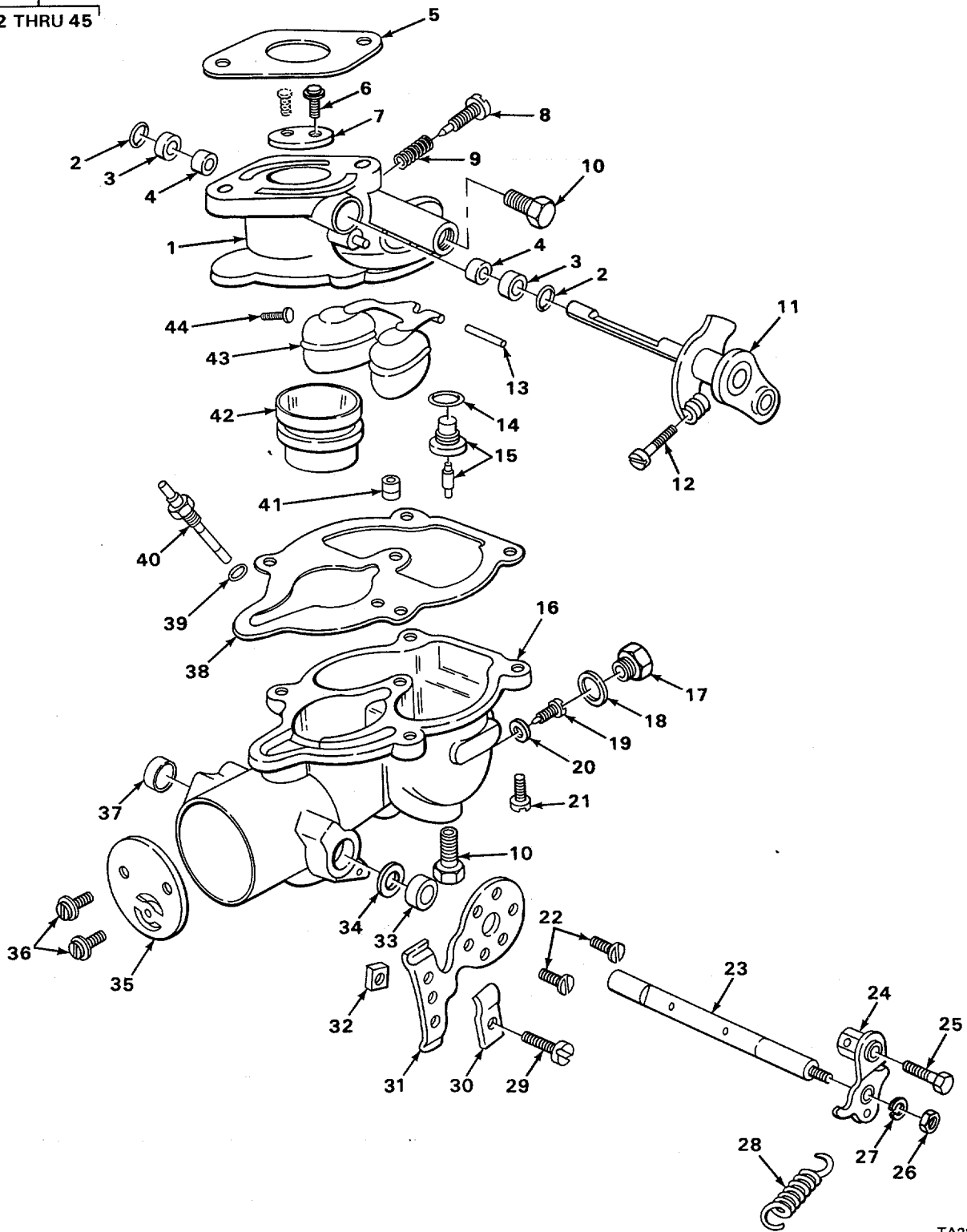
FIGURE 10. CLUTCH ASSEMBLY.

SECTION II

TM 5-3895-342-20P

(1) ILLUSTRATION		(2)	(3)	(4)	(5)	(6)	(7)	(8)
(a) FIG NO.	(b) ITEM NO.	SMR CODE	NATIONAL STOCK NUMBER	FSCM	PART NUMBER	DESCRIPTION <i>USABLE ON CODE</i>	U/M	QTY INC IN UNIT
10	22	PAOZZ	5305-00-988-1721	96906	MS35206-277	SCREW MACHINE	EA	1
10	23	PAOZZ	5310-00-209-0786	96906	MS35335-33	WASHER, LOCK EXTERNAL TEETH	EA	1
10	24	PFOZZ	5340-00-424-5595	77873	CL-4973	LOCK ADJUST	EA	1
						GROUP 02-CLUTCH 0200-CLUTCH ASSEMBLY		

1
2 THRU 45



TA225511

FIGURE 11. CARBURETOR ASSEMBLY.

SECTION II

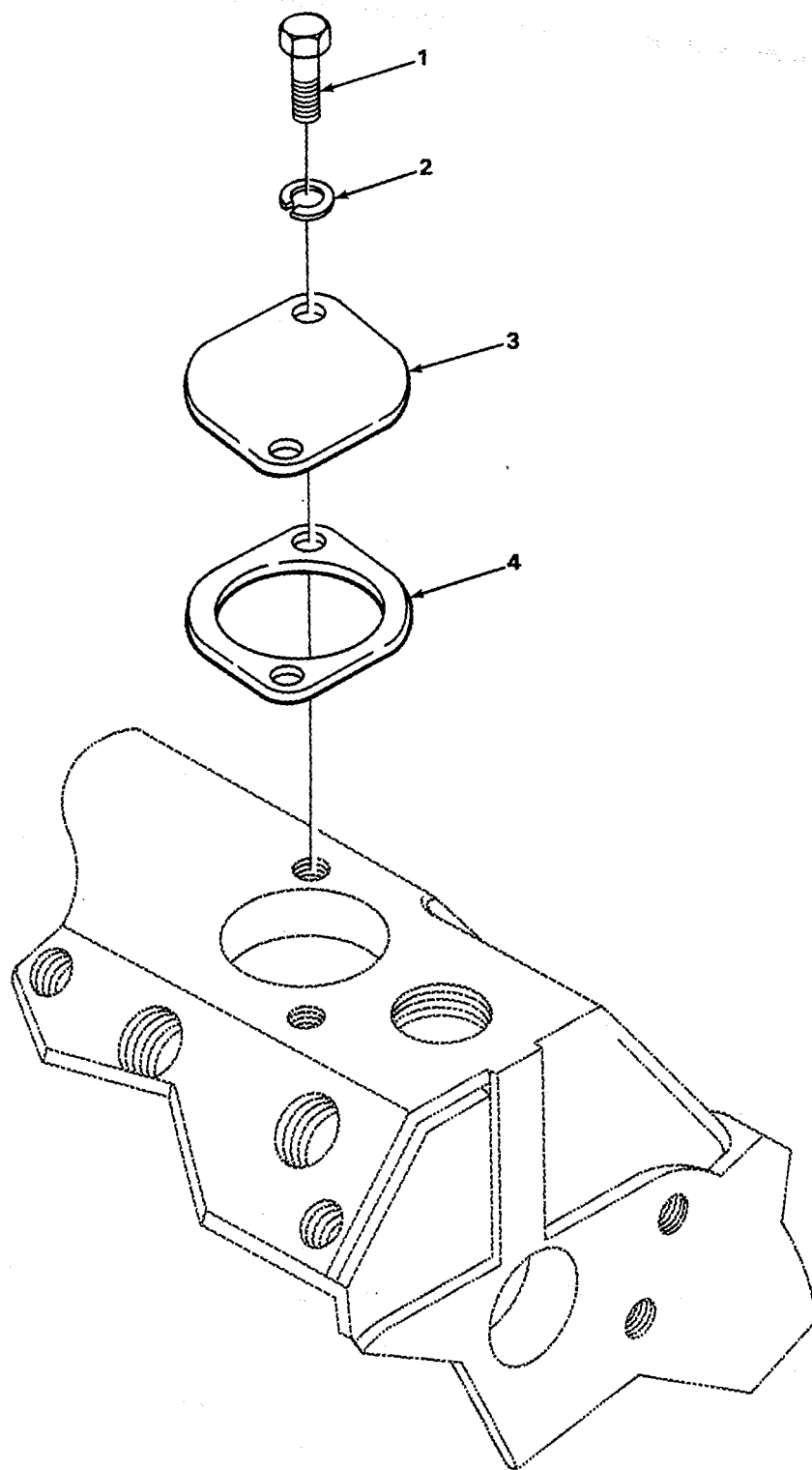
TM 5-3895-342-20P

(1) ILLUSTRATION		(2)	(3)	(4)	(5)	(6)	(7)	(8)
(a) FIG NO.	(b) ITEM NO.	SMR CODE	NATIONAL STOCK NUMBER	FSCM	PART NUMBER	DESCRIPTION <i>USABLE ON CODE</i>	U/M	QTY INC IN UNIT
						GROUP 03-FUEL SYSTEM 0301-CARBURETOR, FUEL INJECTOR		
11	1	XDOFF		79960	13206	CARBURETOR	EA	1
11	2	XDOZZ		79960	93T52-57	.RETAINER SHAFT SEAL PART OF KIT P/N LQ39.....	EA	2
11	3	XDOZZ		79960	93T48-9	.SEAL THROTTLE SHIFT PART OF KIT P/N LQ39.....	EA	2
11	4	XDOZZ		79960	93C75	.BUSHING THROTTLE SHIFT	EA	1
11	5	PAOZZ	5330-00-641-3734	79960	C141-4-5	.GASKET FLANGE PART OF KIT P/N Q12G, LQ39....	EA	1
11	6	XDOZZ		79960	93T315S5-4	.SCREW AND WASHER THROTTLE PLATE.....	EA	2
11	7	XDOZZ		79960	93C21-176	.PLATE, THROTTLE	EA	1
11	8	XDOZZ		79960	93C46-6	.NEEDLE IDLE ADJ PART OF KIT P/N LQ39.....	EA	1
11	9	XDOZZ		79960	93C111-17	.SPRING IDLE NEEDLE	EA	1
11	10	XDOZZ		79960	93T91-3	.PLUG	EA	2
11	11	XAOZZ		79960	93C29-1500	.SHIFT AND STOP LEVER THROTTLE	EA	1
11	12	XDOZZ		79960	93T858-12NP	.SCREW THROTTLE STOP	EA	1
11	21	XDOZZ		79960	93T301S10-10	.SCREW BOWL TO BODY ASSEMBLY	EA	1
11	22	XDOZZ		79960	93C140-58	.SCREW CHOKE BRACKET ASSEMBLY.....	EA	2
11	23	XAOZZ		79960	93C105-286	.SHAFT, CHOKE	EA	1
11	24	XAOZZ		79960	93C106-2	.LEVER, CHOKE	EA	1
11	25	XDOZZ		79960	93T8S8-7	.SCREW CHOKE LEVER SWIVEL	EA	1
11	26	XDOZZ		79960	93T22S8	.NUT CHOKE SHAFT	EA	1
11	27	XDOZZ		79960	93T41-10	.WASHER, LOCK CHOKE SHAFT NUT	EA	1
11	28	XDOZZ		79960	93C112-6	.SPRING CHOKE LEVER RETURN	EA	1
11	29	XDOZZ		79960	93T8S8-8	.SCREWBRACKET CLIP	EA	1
11	30	XDOZZ		79960	93C110-7	.CLIPBRACKET TUBE	EA	1
11	31	XAOZZ		79960	93C109-60C	.BRACKET, CHOKE	EA	1
11	32	XDOZZ		79960	93T21S8	.NUT CLAMP SCREW	EA	1
11	33	XDOZZ		79960	93C131-4X2	.RETAINER CHOKE SHAFT SEAL PART OF KIT P/N LQ39	EA	1
11	34	XDOZZ		79960	93T57-4	.SEAL CHOKE SHAFT PART OF KIT P/N LQ39	EA	1
11	35	XAOZZ		79960	93C101-80	.PLATE, CHOKE	EA	1
11	36	XAOZZ		79960	93T315S5-4	.SCREW AND WASHER CHOKE PLATE	EA	2

SECTION II

TM 5-3895-342-20P

(1) ILLUSTRATION		(2)	(3)	(4)	(5)	(6)	(7)	(8)
(a) FIG NO.	(b) ITEM NO.	SMR CODE	NATIONAL STOCK NUMBER	FSCM	PART NUMBER	DESCRIPTION <i>USABLE ON CODE</i>	U/M	QTY INC IN UNIT
						0301 (CONT.)		
11	37	XDOZZ		79960	93CR37-1X1	.PLUGCHOKE SHAFT HOLE PART OF KIT P/N LQ39	EA	1
11	38	XDOZZ		79960	93C142-74	.GASKETBOWL TO BODY PART OF KIT P/N 93C181-329	EA	1
11	39	XDOZZ		79960	93T56-48	.WASHER, FIBER DISCHARGE JET PART OF KIT P/N 93C181-329, LQ39	EA	1
11	40	XDOZZ		79960	93C66-114-60	.JET, DISCHARGE.....		
11	41	XDOZZ		79960	93C77-18-12	.JET, WELL VENT	EA	1
11	42	XAOZZ		79960	93B38-74-18	VENTURI	EA	1
11	43	XDOZZ		79960	93C85-103	.FLOAT AND HINGE ASSEMBLY	EA	1
11	44	XDOZZ		79960	93C55-6-12	.JET, IDLE	EA	1



TA225512

FIGURE 12. FUEL PUMP ADAPTER COVER.

SECTION II

TM 5-3895-342-20P

(1) ILLUSTRATION		(2)	(3)	(4)	(5)	(6)	(7)	(8)
(a) FIG NO.	(b) ITEM NO.	SMR CODE	NATIONAL STOCK NUMBER	FSCM	PART NUMBER	DESCRIPTION USABLE ON CODE	U/M	QTY INC IN UNIT
						0302-FUEL PUMPS		
12	1	PFOZZ	5305-00-068-0500	96906	MS90725-3	SCREW, CAP, HEX HD PUMP PAD COVER	EA	2
12	2	PAOZZ	5310-00-582-5965	96906	MS35338-44	WASHER, LOCK PUMP PAD COVER.....	EA	2
12	3	PFOZZ	2805-00-428-2189	66289	SA69	COVER FUEL PUMP ADAPTER HOLE	EA	1
12	4	PFOZZ	5330-00-366-6351	66289	QD67	GASKETFUEL PUMP PAD COVER PART OF KIT P/N Q12G....	EA	1

5
6 THRU 10

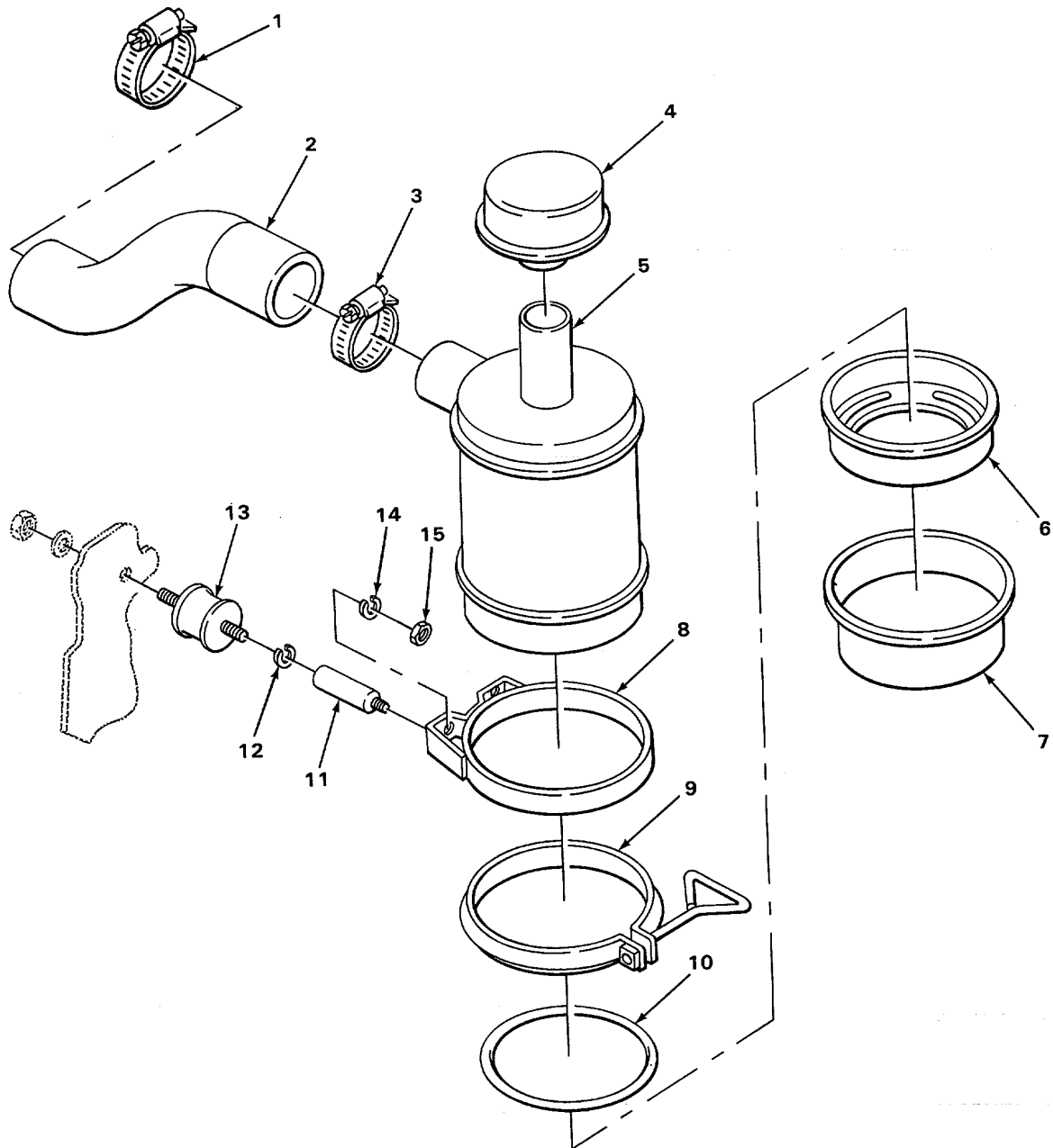


FIGURE 13. AIR CLEANER AND HOSE.

SECTION II

TM 5-3895-342-20P

(1) ILLUSTRATION		(2)	(3)	(4)	(5)	(6)	(7)	(8)
(a) FIG NO.	(b) ITEM NO.	SMR CODE	NATIONAL STOCK NUMBER	FSCM	PART NUMBER	DESCRIPTION USABLE ON CODE	U/M	QTY INC IN UNIT
13	1	PAOZZ	4730-00-202-7760	66289	LK11	0304-AIR CLEANER CLAMP, HOSE.....	EA	1
13	2	PFOZZ	4720-00-962-7716	66289	LL167	ELBOW, RUBBER AIR CLEANER.....	EA	1
13	3	PFOZZ	4730-00-142-2010	72582	111625	CLAMP, HOSE.....	EA	2
13	4	PFOZZ	2940-00-325-4438	66289	L062	CAP, WEATHER AIR CLEANER.....	EA	1
13	5	PFOOO	2940-00-940-7482	96906	MS35875-3	AIR CLEANER, INTAKE.....	EA	1
13	6	PAOZZ	2940-00-161-7719	18265	P10-1360	.CUP, OIL INNER.....	EA	1
13	7	PAOZZ	4730-00-845-2644	18265	P17703	.CUP, AIR CLEANER.....	EA	1
13	8	XDOZZ		30029	AAH00-0343	.MOUNTING BAND ASSEMBLY.....	EA	1
13	9	PAOZZ	5340-00-981-6216	18265	P10-1362	.CLAMP LOOP.....	EA	1
13	10	PAOZZ	5330-00-878-0134	18265	P10-1361	.PACKING, PREFORMED.....	EA	1
13	11	PFOZZ	5307-00-450-9693	66289	PC564	STUD AIR CLEANER MOUNTING.....	EA	4
13	12	PAOZZ	5310-00-582-5965	96906	MS35338-44	WASHER, LOCK.....	EA	8
13	13	PFOZZ	2940-00-691-5577	66289	PH542	VIBRATION DAMPNER AIR CLEANER.....	EA	2
13	14	PAOZZ	5310-00-407-9566	96906	MS35338-45	WASHER, LOCK.....	EA	8
13	15	PAOZZ	5310-00-880-7744	96906	MS51967-5	NUT PLAIN HEXAGON.....	EA	8

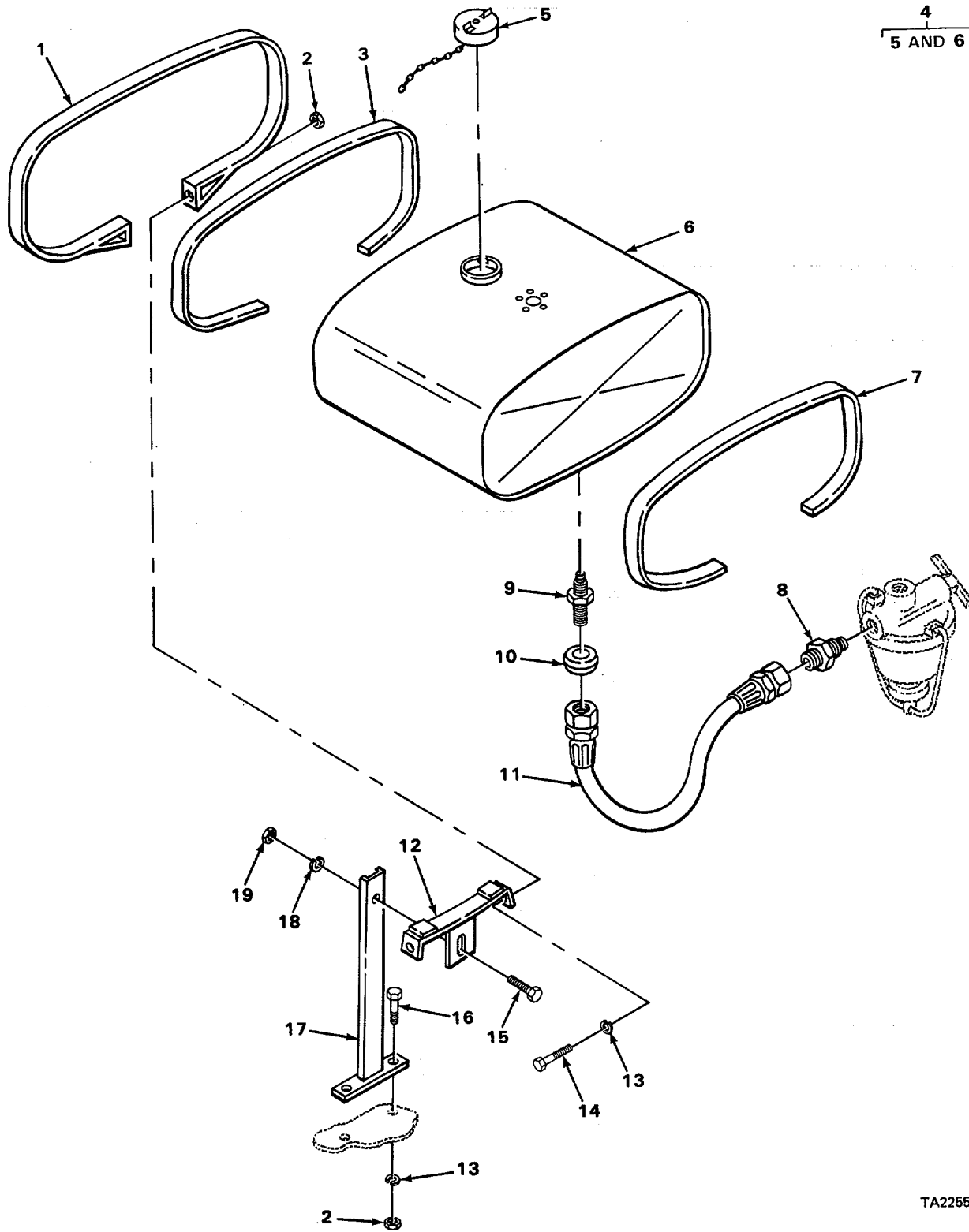
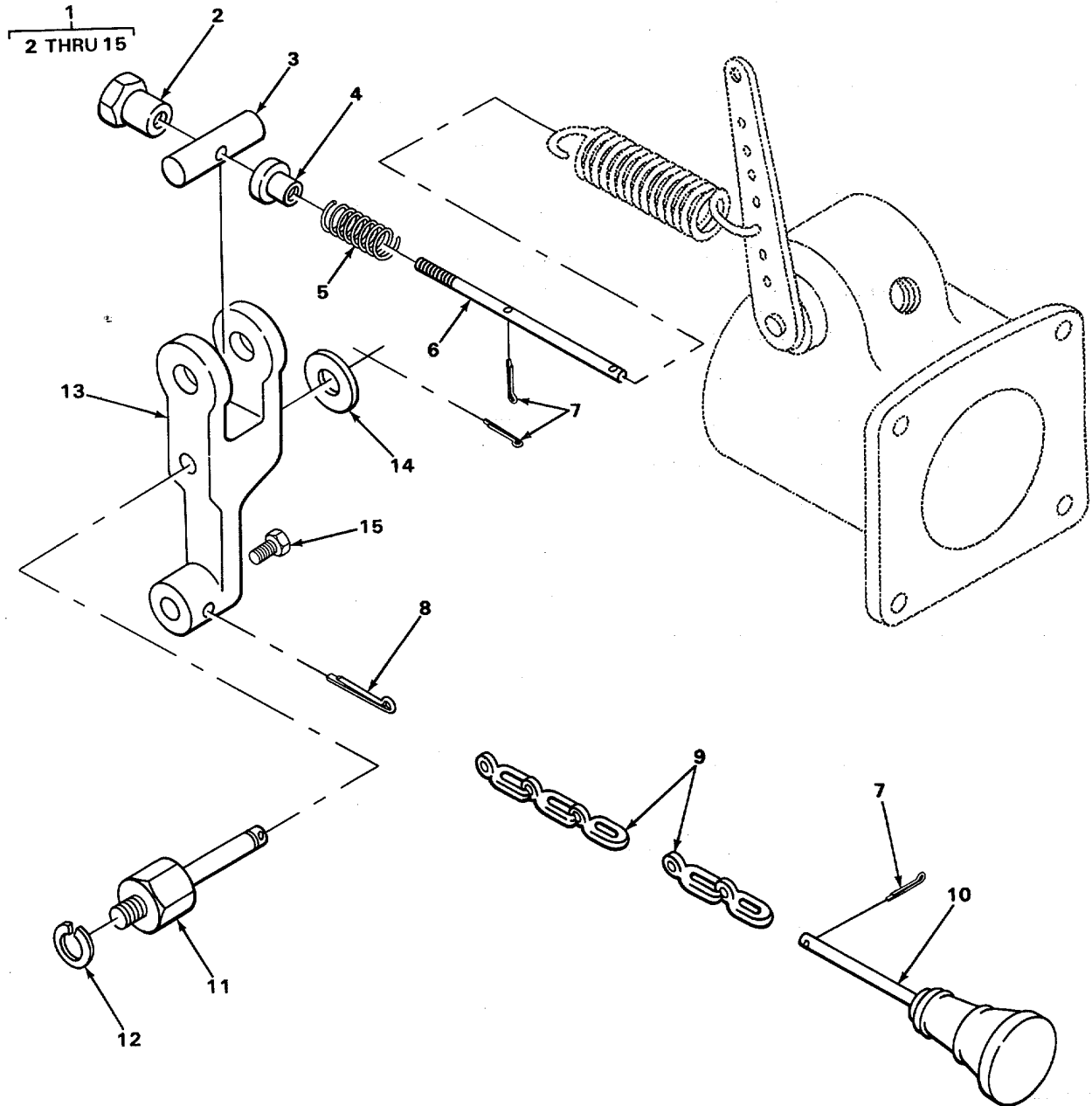


FIGURE 14. FUEL TANK AND SUPPORTS.

SECTION II

TM 5-3895-342-20P

(1) ILLUSTRATION		(2)	(3)	(4)	(5)	(6)	(7)	(8)
(a) FIG NO.	(b) ITEM NO.	SMR CODE	NATIONAL STOCK NUMBER	FSCM	PART NUMBER	DESCRIPTION USABLE ON CODE	U/M	QTY INC IN UNIT
						0306-TANKS, LINES, FITTINGS, HEADERS		
14	1	XDOZZ		55643	WC03116-000	STRAP, FUEL TANK	EA	1
14	2	PAOZZ	5310-00-732-0558	96906	MS51967-8	NUT, HEXAGON	EA	4
14	3	XDOZZ		55643	XC11334-001	FELT, SAE F3.....	EA	1
14	4	XDOFF		55643	YC05050-000	TANK, FUEL ASSEMBLY	EA	1
14	5	XDOZZ		55643	YC05050-004	.CAP AND CHAIN FUEL.....	EA	1
14	7	XDOZZ		55643	XC11334-002	FELT, SAE F3.....	EA	2
14	8	XDOZZ		55643	XC11325-000	STRAIGHT FIT FUEL STRAINER.....	EA	1
14	9	XDOZZ		55643	XC11327-000	STAND PIPE ASSEMBLY	EA	1
14	10	PFOZZ	5325-00-447-9233	66289	PH198	GROMMET FUEL LINE	EA	1
14	11	XDOZZ		55643	RM1320A	FUEL LINE	EA	1
14	12	XDOZZ		55643	WC03115-000	CRADLE SUPPORT ASSEMBLY.....	EA	1
14	13	PAOZZ	5310-00-261-7340	96906	MS35338-8	WASHER, LOCK	EA	4
14	14	PAOZZ	5305-00-269-3217	96906	MS90725-67	SCREW, CAP HEX HD	EA	2
14	15	PAOZZ	5305-00-044-4153	96906	MS90725-109	SCREW, CAP HEX HD	EA	2
14	16	PFOZZ		96906	MS9725-59	SCREW CAP HEXAGON H	EA	2
14	17	XDOZZ		55643	WC03114-000	SUPPORT, TANK.....	EA	1
14	18	PAOZZ	5310-00-003-4094	96906	MS35338-48	WASHER, LOCK	EA	1
14	19	PAOZZ	5310-00-768-0318	96906	MS51967-14	NUT, PLAIN, HEXAGON	EA	1



TA225515

FIGURE 15. GOVERNOR CONTROL.

SECTION II

TM 5-3895-342-20P

(1) ILLUSTRATION		(2)	(3)	(4)	(5)	(6)	(7)	(8)
(a) FIG NO.	(b) ITEM NO.	SMR CODE	NATIONAL STOCK NUMBER	FSCM	PART NUMBER	DESCRIPTION USABLE ON CODE	U/M	QTY INC IN UNIT
						0308-ENGINE SPEED GOVERNOR AND CONTROLS		
15	1	PFOFF	2990-00-428-2212	66289	TT45L1	GOVERNOR CONTROL ASSEMBLY	EA	1
15	2	PFOZZ	5310-00-353-5895	66289	PD173A	.LOCKNUT, ADJUSTING SCREW	EA	1
15	3	PFOZZ	5315-00-366-6291	66289	TC368A	.PIN ADJUSTING SCREW SWIVEL	EA	1
15	4	PFOZZ	2990-00-577-9051	66289	PK121	.RETAIN ADJUSTING SCREW, SPRING	EA	1
15	5	PFOZZ	5360-00-197-5863	66289	PM111-1	.SPRING, ADJUSTING SCREW	EA	1
15	6	XDOZZ		30029	P11156	.SCREW, ADJUSTING	EA	1
15	7	PAOZZ	5315-00-839-2325	96152	A82-1	.PIN, COTTER	EA	3
15	8	PAOZZ	5315-00-011-9120	96906	MS24665-287	.PIN, COTTER	EA	1
15	9	PAOZZ	4010-00-811-1944	80205	NAS1455-2-19C	.CHAIN, WELDED	EA	1
15	10	PAOZZ	2805-00-536-8835	66289	VE527	.CONTROL, PUSH-PULL	EA	1
15	11	PFOZZ	5315-00-366-6290	66289	TC365	.PIN VARIABLE SPEED LEVER SUPPORT	EA	1
15	12	PAOZZ	5310-00-582-5965	96906	MS35338-44	.WASHER, LOCK SUPPORT PIN	EA	1
15	13	PFOZZ	3040-00-428-2221	66289	VB134A	.LEVER, VARIABLE SPEED	EA	1
15	14	PAOZZ	5310-00-982-6580	96906	MS27183-1	.WASHER, FLAT	EA	1
15	15	PAOZZ	5305-00-984-6189	96906	MS35206-241	.SCREW, MACHINE COTTER PIN LEVER	EA	1

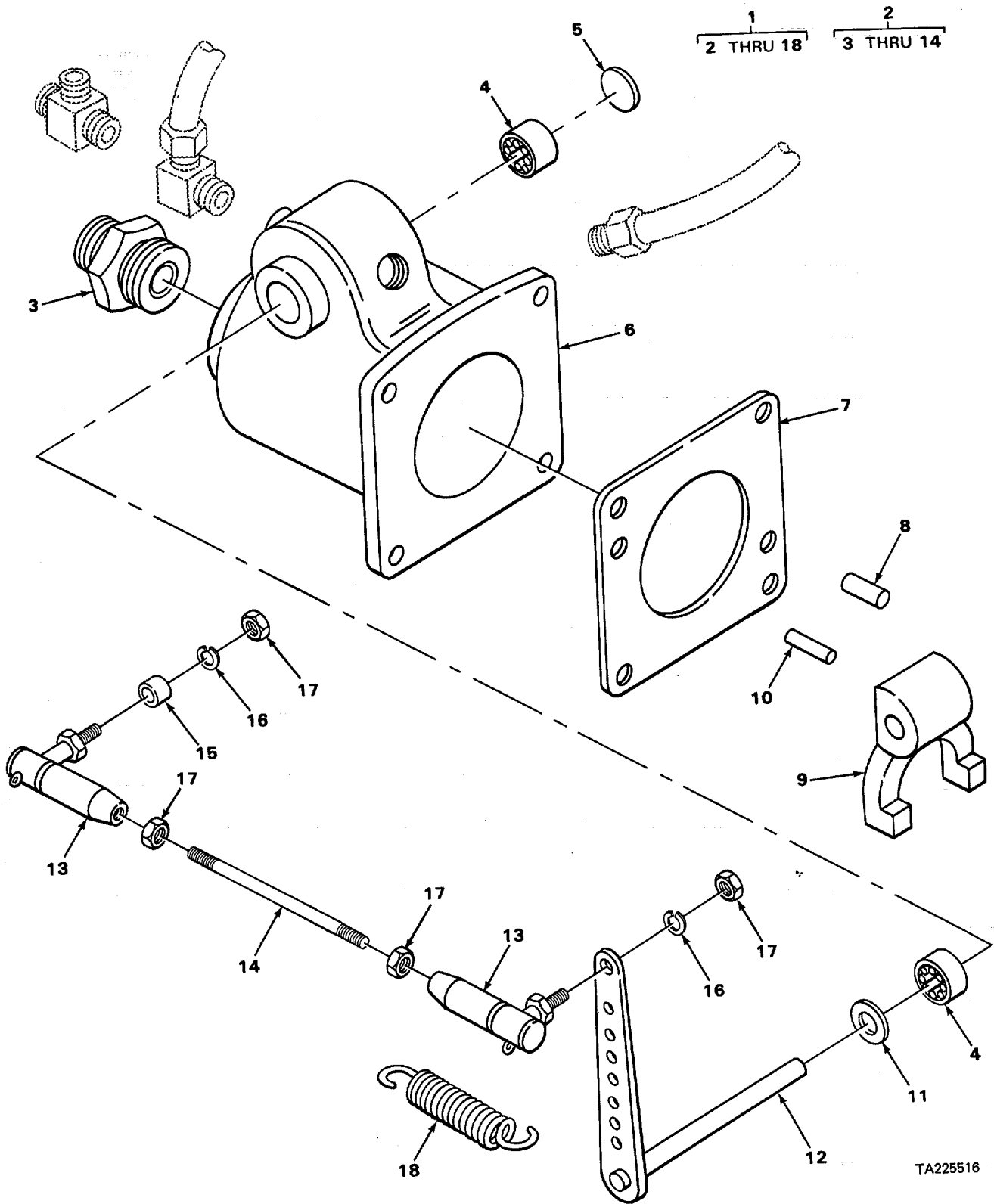


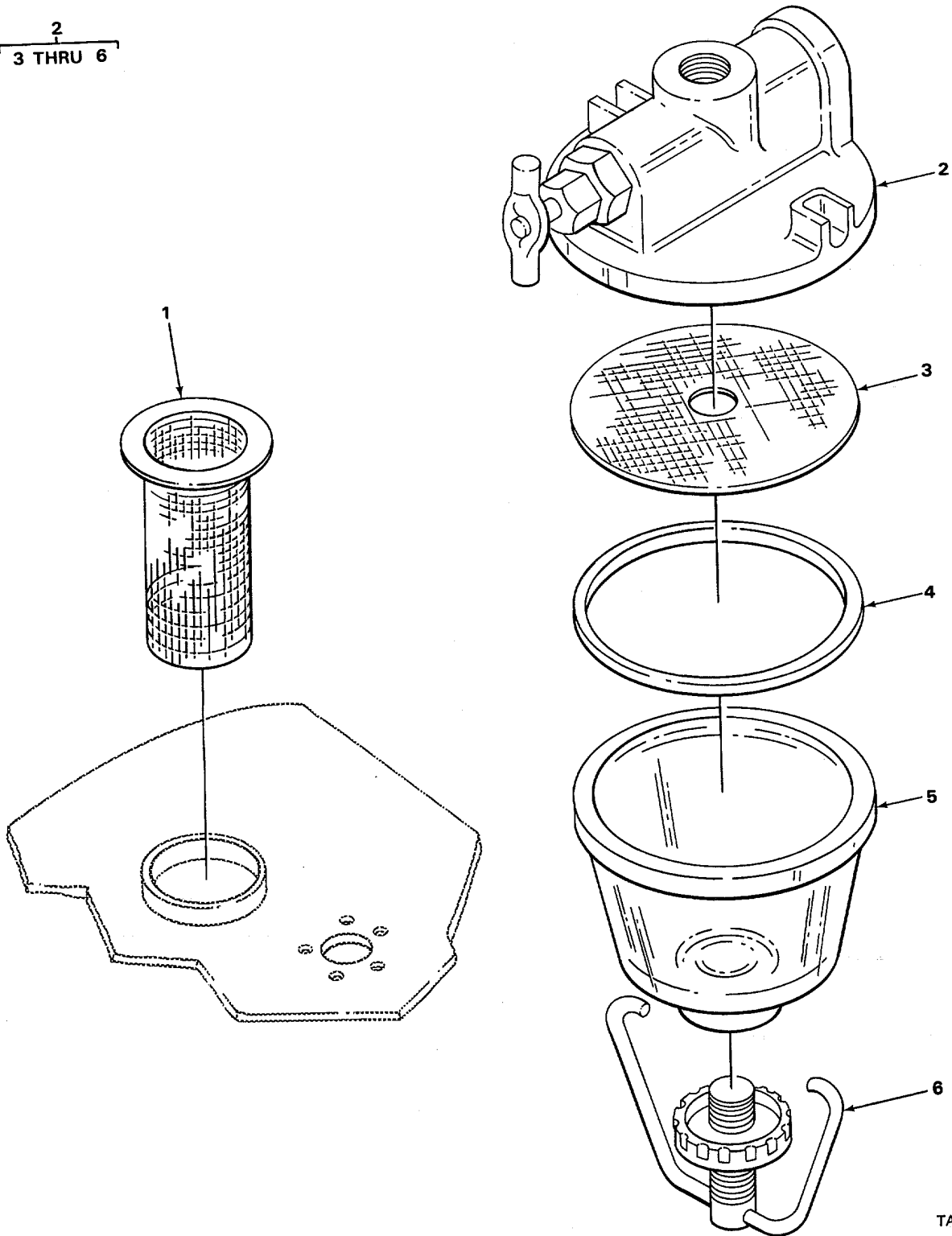
FIGURE 16. GOVERNOR LINKAGE.

SECTION II

TM 5-3895-342-20P

(1) ILLUSTRATION		(2)	(3)	(4)	(5)	(6)	(7)	(8)
(a) FIG NO.	(b) ITEM NO.	SMR CODE	NATIONAL STOCK NUMBER	FSCM	PART NUMBER	DESCRIPTION USABLE ON CODE	U/M	QTY INC IN UNIT
						0308(CONT)		
16	3	PFOZZ	4730-00-495-9668	66289	TB109	ADAPTER TACHOMETER.....	EA	1
16	5	PAOZZ	5340-00-050-1591	96906	MS35648-4	PLUG, EXPANSION	EA	1
16	13	PAOZZ	3010-00-288-2655	66289	VE674A	BALL JOINT CONTROL ROD.....	EA	2
16	14	PFOZZ	5307-00-878-5249	66289	VE689	LEVER CONTROL ROD TO CARBURETOR.....	EA	1
16	15	PFOZZ	5365-00-470-5909	66289	HF594	SPACER CARBURETOR LEVER	EA	1
16	16	PAOZZ	5310-00-045-3296	96906	MS35338-43	WASHER, LOCK GOVERNOR CONTROL ROD.....	EA	2
16	17	PAOZZ	5310-00-934-9751	96906	MS35690-102	NUT, HEX GOV CONTROL ROD.....	EA	4
16	18	XDOZZ		30029	PN76	SPRING GOVERNOR	EA	1

2
3 THRU 6



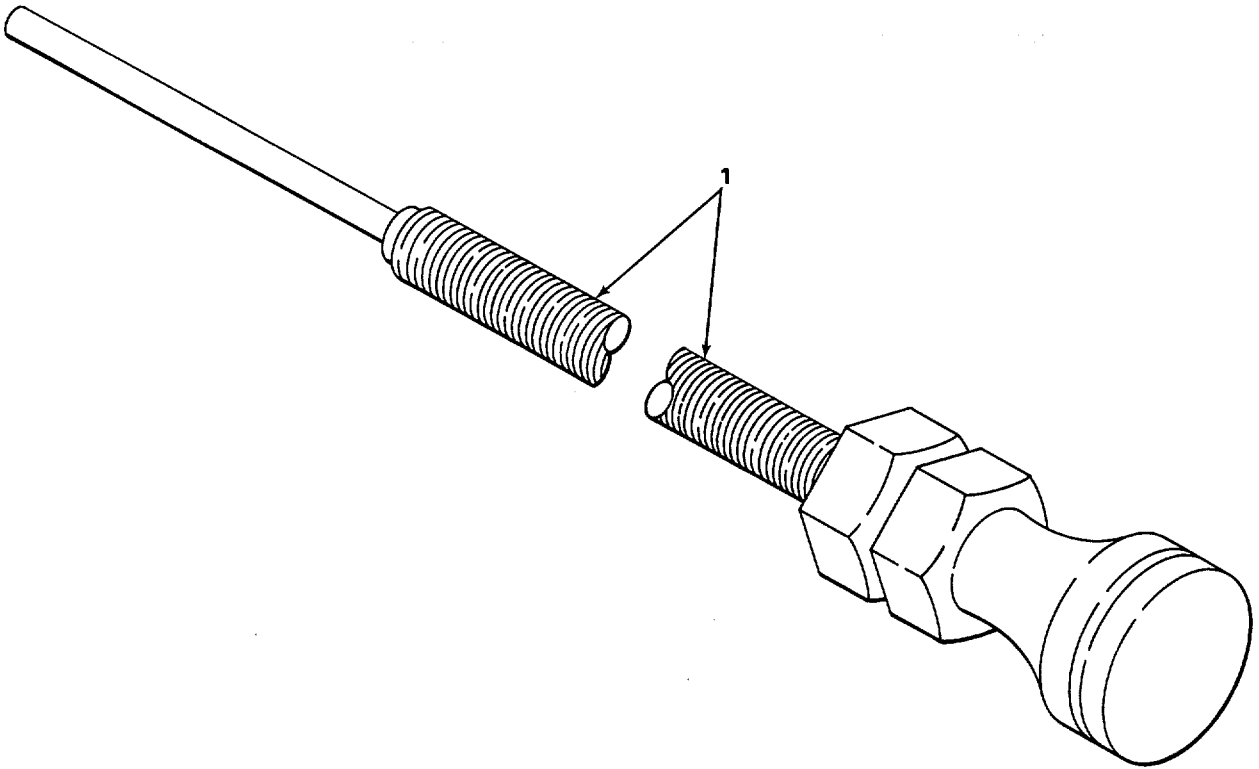
TA225518

FIGURE 17. FUEL FILTER ASSEMBLY.

SECTION II

TM 5-3895-342-20P

(1) ILLUSTRATION		(2)	(3)	(4)	(5)	(6)	(7)	(8)
(a) FIG NO.	(b) ITEM NO.	SMR CODE	NATIONAL STOCK NUMBER	FSCM	PART NUMBER	DESCRIPTION USABLE ON CODE	U/M	QTY INC IN UNIT
						0309-FUEL FILTERS		
17	1	PDOZZ	2910-00-199-1634	55643	YC05050-005	STRAINER, FUEL.....	EA	1
17	2	XDOOO		78480	OW449T	FILTER, FLUID	EA	1
17	3	PFOZZ	2910-00-142-2738	10988	A11211	.SCREEN, FILTER PART OF KIT P/N LQ32	EA	1
17	4	PFOZZ	5330-00-187-2962	96152	06096	.GASKET, BOWL PART OF KIT P/N LQ32	EA	1
17	5	PFOZZ	2910-00-269-7126	96152	0W363	.BOWL, GLASS PART OF KIT P/N LQ32.....	EA	1
17	6	PFOZZ	2910-00-382-8768	44940	1098B	.CLAMP WIRE AND THREADED NUT	EA	1
17		PAOZZ	2910-00-821-2603	66289	LQ32	PARTS KIT FUEL STRA	EA	1
17	3					SCREEN, FILTER	EA	1
17	4					GASKET, BOWL.....	EA	1
17	5					BOWL, GLASS.....	EA	1



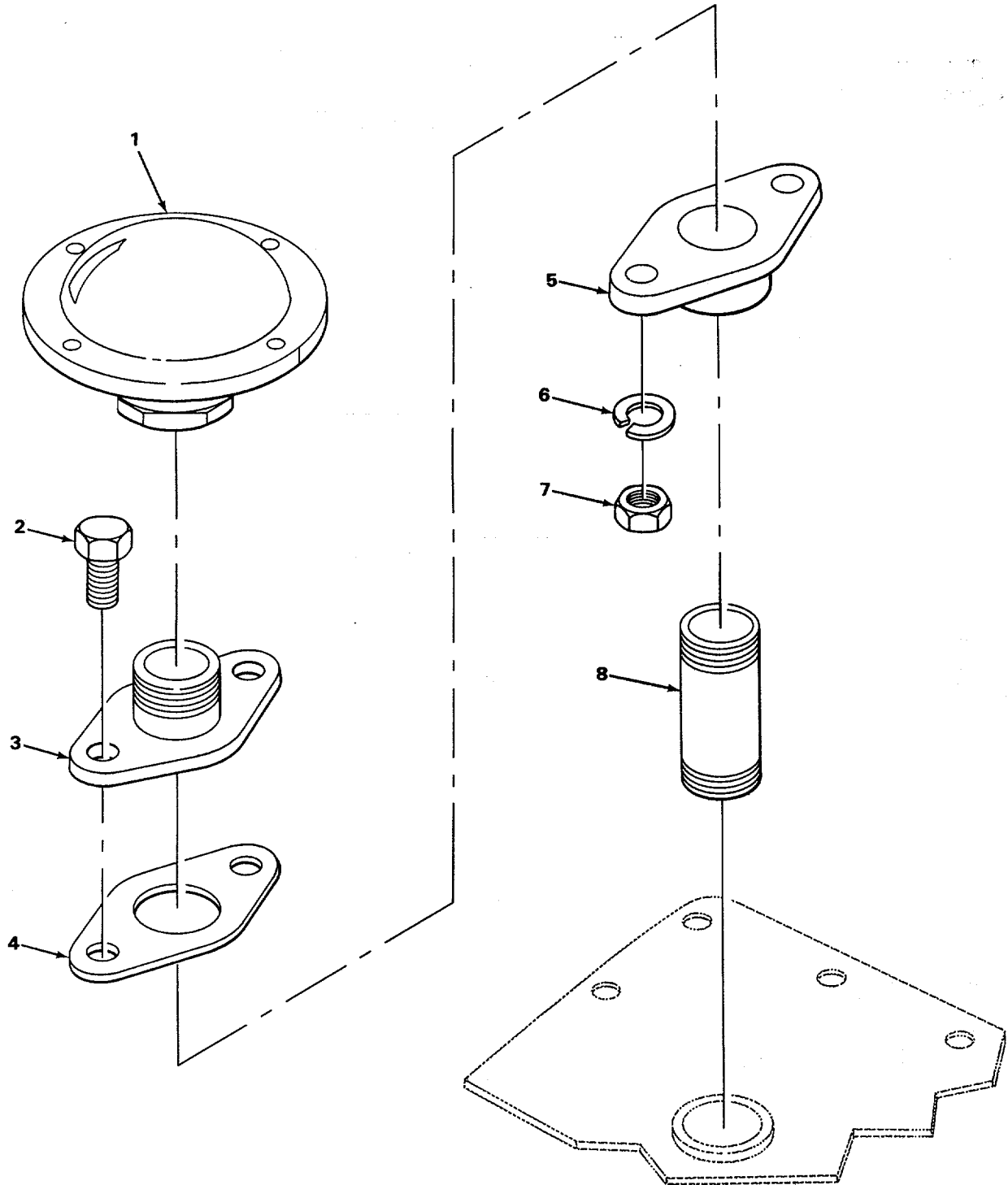
TA225519

FIGURE 18. CHOKE CONTROL.

SECTION II

TM 5-3895-342-20P

(1) ILLUSTRATION		(2)	(3)	(4)	(5)	(6)	(7)	(8)
(a) FIG NO.	(b) ITEM NO.	SMR CODE	NATIONAL STOCK NUMBER	FSCM	PART NUMBER	DESCRIPTION USABLE ON CODE	U/M	QTY INC IN UNIT
18	1	PFOZZ	2990-00-575-8063	66289	VE693	0312-ACCELERATOR, THROTTLE OR CHOKE CONTROLS CHOKE CONTROL	EA	1



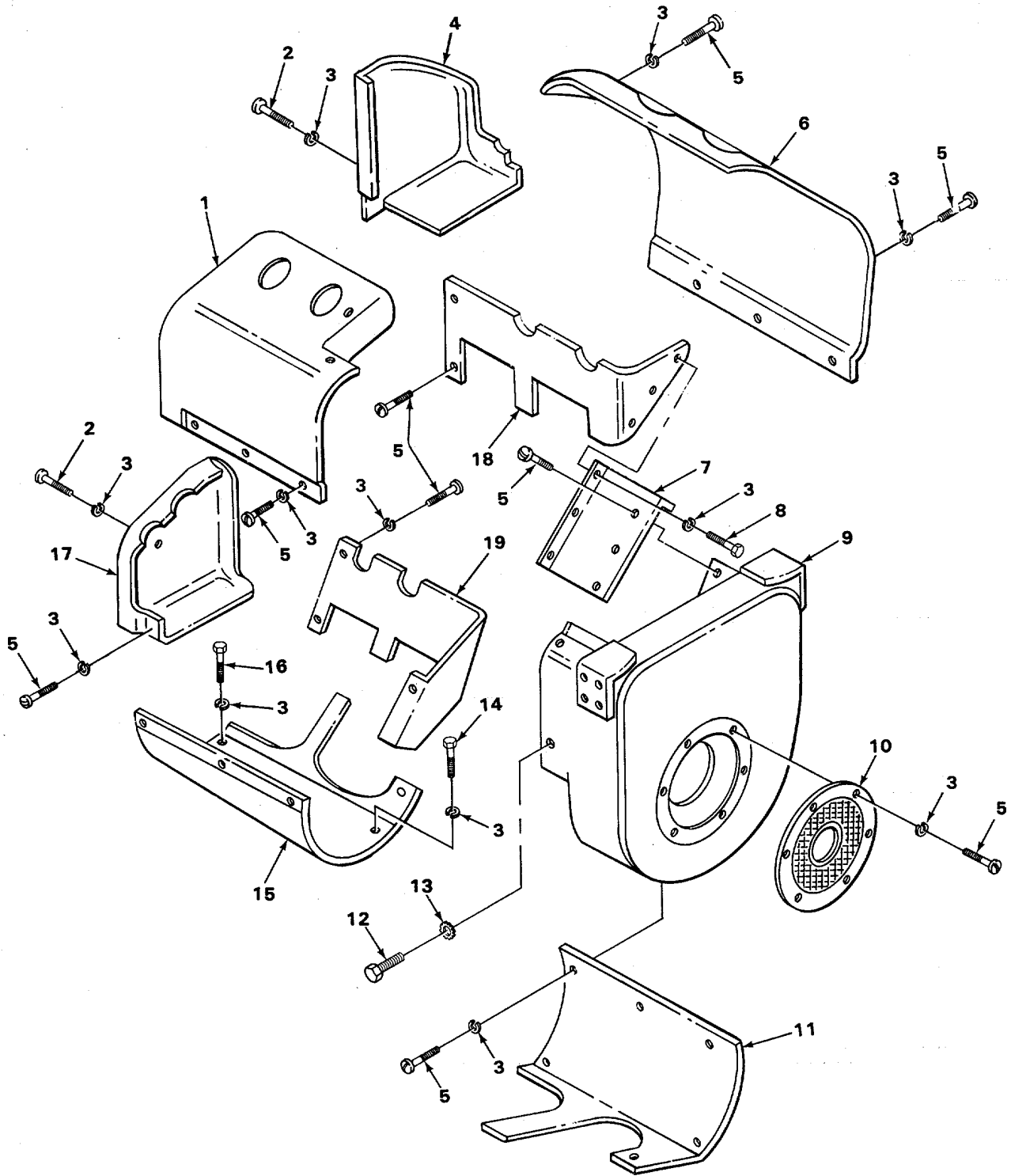
TA225520

FIGURE 19. MUFFLER AND ADAPTER.

SECTION II

TM 5-3895-342-20P

(1) ILLUSTRATION		(2)	(3)	(4)	(5)	(6)	(7)	(8)
(a) FIG NO.	(b) ITEM NO.	SMR CODE	NATIONAL STOCK NUMBER	FSCM	PART NUMBER	DESCRIPTION USABLE ON CODE	U/M	QTY INC IN UNIT
						GROUP 04-EXHAUST SYSTEM 0401-MUFFLER AND PIPES		
19	1	XDOZZ		30029	WD98	MUFFLER, EXHAUST	EA	1
19	2	PFOZZ	5305-00-269-3213	96906	MS90725-62	SCREW, HEX HEAD MUFFLER ADAPTER FLANGE	EA	2
19	3	PBOZZ	4730-00-671-9932	66289	LF129	ADAPTER, STRAIGHT FL	EA	1
19	4	PAOZZ	5330-00-624-9938	66289	QD727	GASKET MUFFLER ADAPTER FLANGE	EA	1
19	5	PFOZZ	4730-00-671-9933	66289	LF130	ADAPTER, FLANGE MUFFLER FEMALE	EA	1
19	6	PFOZZ	5310-01-130-9065	96906	MS35338-46	WASHER, LOCK MUFFLER ADAPTER FLANGE	EA	2
19	7	PAOZZ	5310-00-732-0558	96906	MS51967-8	NUT, PLAIN, HEXAGON STEEL	EA	2
19	8	PAOZZ	4730-00-196-1565	96906	MS51953-15	NIPPLE, PIPE	EA	1



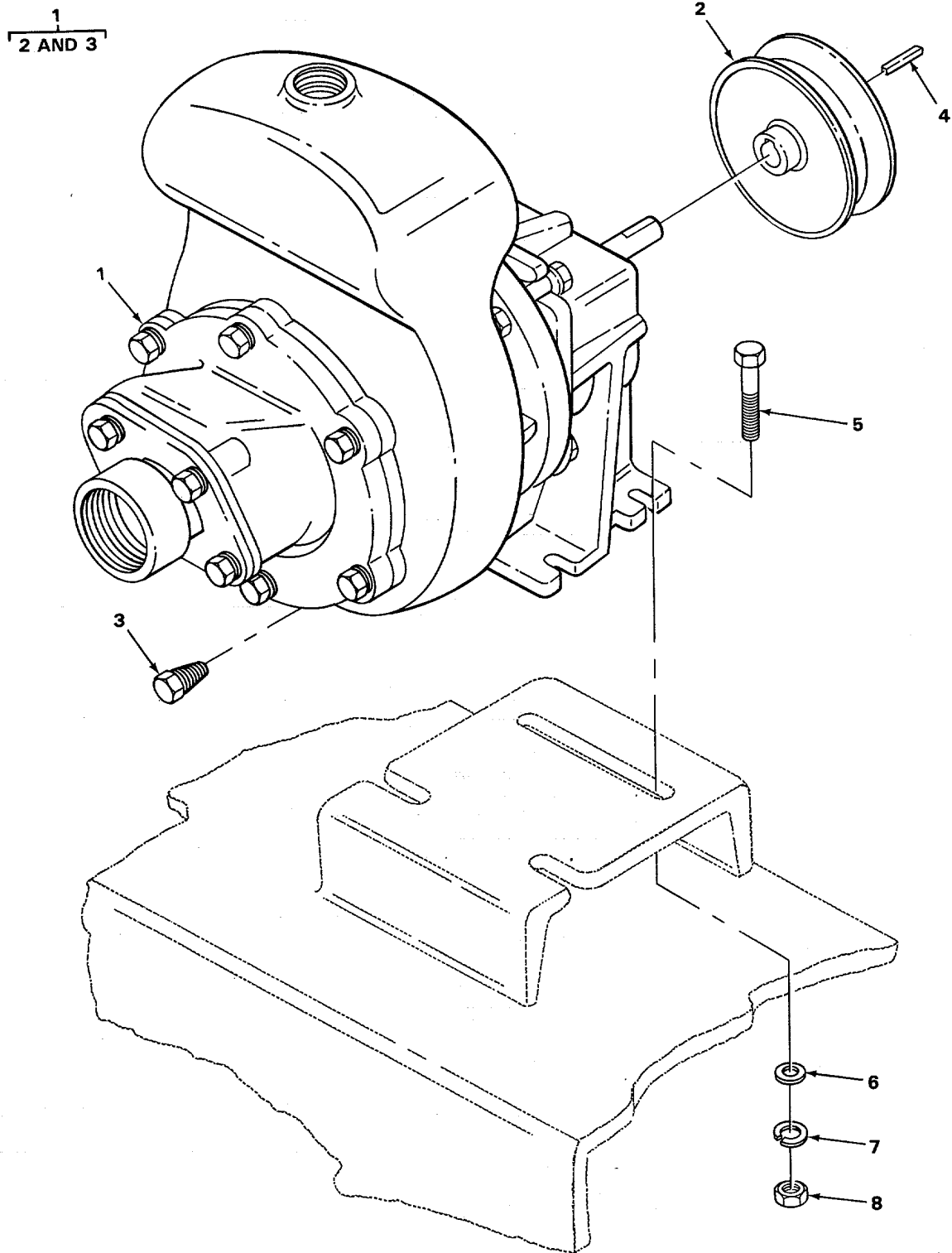
TA225521

FIGURE 20. AIR SHROUDS.

SECTION II

TM 5-3895-342-20P

(1) ILLUSTRATION		(2)	(3)	(4)	(5)	(6)	(7)	(8)
(a) FIG NO.	(b) ITEM NO.	SMR CODE	NATIONAL STOCK NUMBER	FSCM	PART NUMBER	DESCRIPTION USABLE ON CODE	U/M	QTY INC IN UNIT
						GROUP 05-COOLING SYSTEM 0502-COWLING, DEFLECTORS, AIR DUCTS, SHROUDS, ETC.		
20	1	PFOZZ	2930-00-676-3279	66289	SE79C	SHROUD CYLINDER HEAD LH SIDE	EA	1
20	2	PAOZZ	5305-00-988-1725	96906	MS35206-281	SCREW, MACHINE RH END COVER TOP HOLE.....	EA	4
20	3	PFOZZ	5310-00-582-5965	96906	MS35338-44	LOCK, WASHER FLYWHEEL SCREEN	EA	57
20	4	PFOZZ	2930-00-676-3278	66289	SE83C	COVER, REAR SHROUD RH SIDE	EA	1
20	5	PAOZZ	5305-00-988-1721	96906	MS35206-277	SCREW, MACHINE	EA	39
20	6	PFOZZ	2930-00-736-3108	66289	SE78C7	SHROUD CYLINDER HEAD RD SIDE.....	EA	1
20	7	PFOZZ	2930-00-360-8348	66289	SE80	COVER, SIDE FLYWHEEL SHROUD.....	EA	1
20	8	PAOZZ	5305-00-068-0500	96906	MS90725-3	SCREW, CAP, HEXAGON.....	EA	4
20	9	PFOZZ	2930-00-106-2135	66289	SE74YA	SHROUD FLYWHEEL.....	EA	1
20	10	PFOZZ	2805-00-447-9298	66289	SE20B3	SCREEN FLYWHEEL SHROUD.....	EA	1
20	11	PFOZZ	2805-00-366-6222	66289	SE75B	SHROUD LOWER CYLINDER RH SIDE	EA	1
20	12	PFOZZ	5306-00-226-4822	96906	MS90728-29	SCREW, HEXAGON HEAD	EA	6
20	13	PAOZZ	5310-00-514-6674	96906	MS35335-34	WASHER, LOCK FLYWHEEL SHROUD.....	EA	6
20	14	PAOZZ	5305-00-068-0498	96906	MS90725-1	SCREW, CAP, HEXAGON.....	EA	8
20	15	PFOZZ	2805-00-366-6223	66289	SE76B	SHROUD LOWER CYLINDER LH SIDE.....	EA	1
20	16	PFOZZ	5305-00-068-0502	96906	MS90725-6	SCREW, HEXAGON HEAD CYLINDER HEAD DEFLECTOR LH	EA	2
20	17	PFOZZ	2805-00-676-3284	66289	SE82C	COVER REAR SHROUD LH SIDE.....	EA	1
20	18	PFOZZ	2930-00-676-3283	66289	SE77D	DEFLECTOR CYLINDER HEAD RH SIDE	EA	1
20	19	PFOZZ	2930-00-676-3282	66289	SE77C	DEFLECTOR, CYLINDER LH	EA	1



TA225522

FIGURE 21. WATER PUMP.

SECTION II

TM 5-3895-342-20P

(1) ILLUSTRATION		(2)	(3)	(4)	(5)	(6)	(7)	(8)
(a) FIG NO.	(b) ITEM NO.	SMR CODE	NATIONAL STOCK NUMBER	FSCM	PART NUMBER	DESCRIPTION USABLE ON CODE	U/M	QTY INC IN UNIT
						0504-WATER PUMP		
21	1	XDOOO		55643	XC11262-000	WATER PUMP	EA	1
21	2	XDOZZ		55643	XC11291-000	.SHEAVE WATER PUMP.....	EA	1
21	3	XDOZZ		55643	HH00038-061	.PLUG, DRAIN	EA	1
21	4	XDOZZ		55643	HH00291-083	KEY	EA	1
21	5	PAOZZ	5305-00-269-3214	96906	MS90725-64	SCREW, CAP, HEXAGON.....	EA	4
21	6	PFOZZ	5310-00-087-7493	96906	MS27183-13	WASHER, CU;.....	EA	4
21	7	PAOZZ	5310-00-261-7340	96906	MS35338-8	WASHER, LOCK	EA	4
21	8	PAOZZ	5310-00-732-0558	96906	MS51967-8	NUT, PLAIN, HEXAGON	EA	4

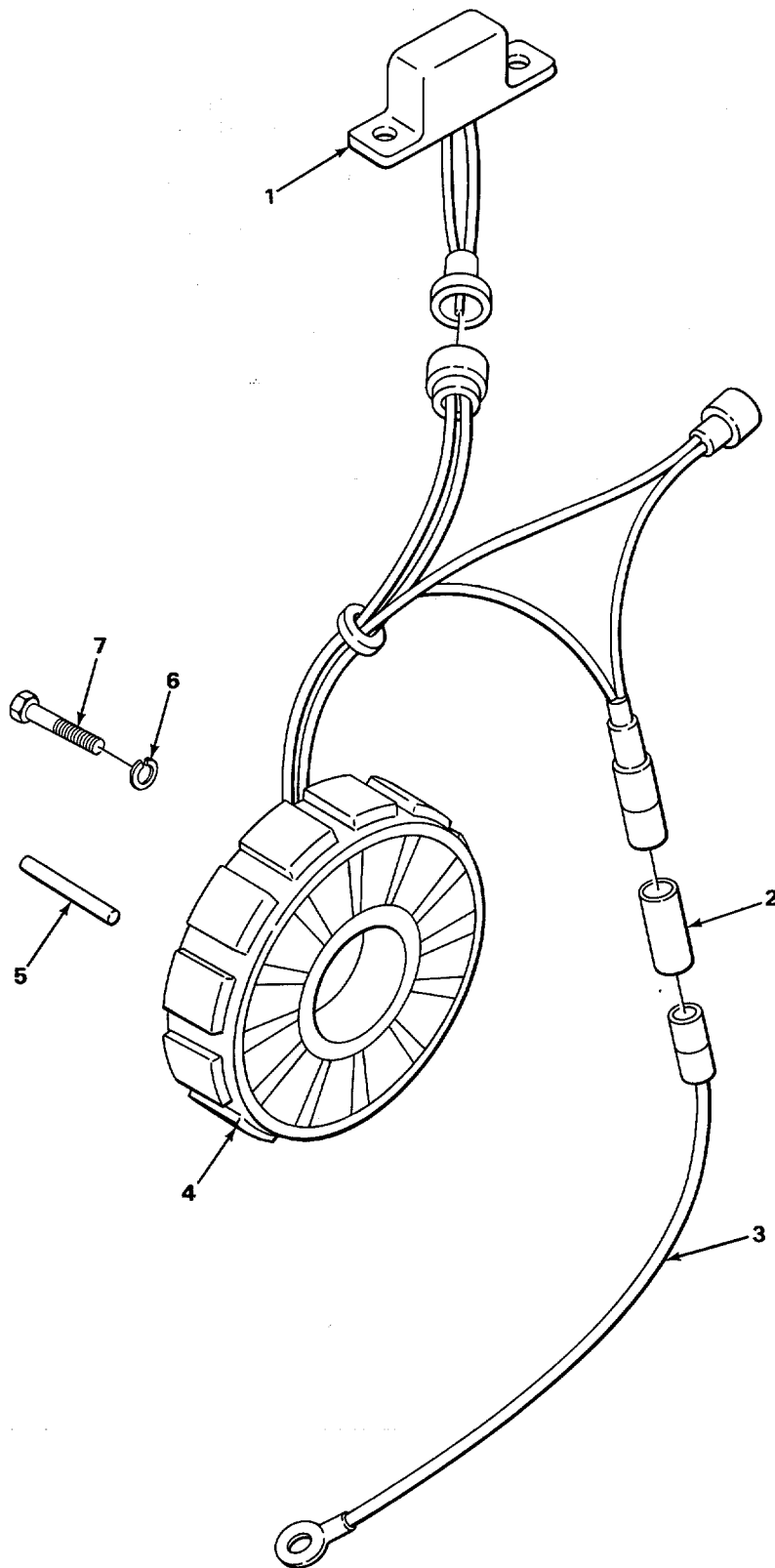


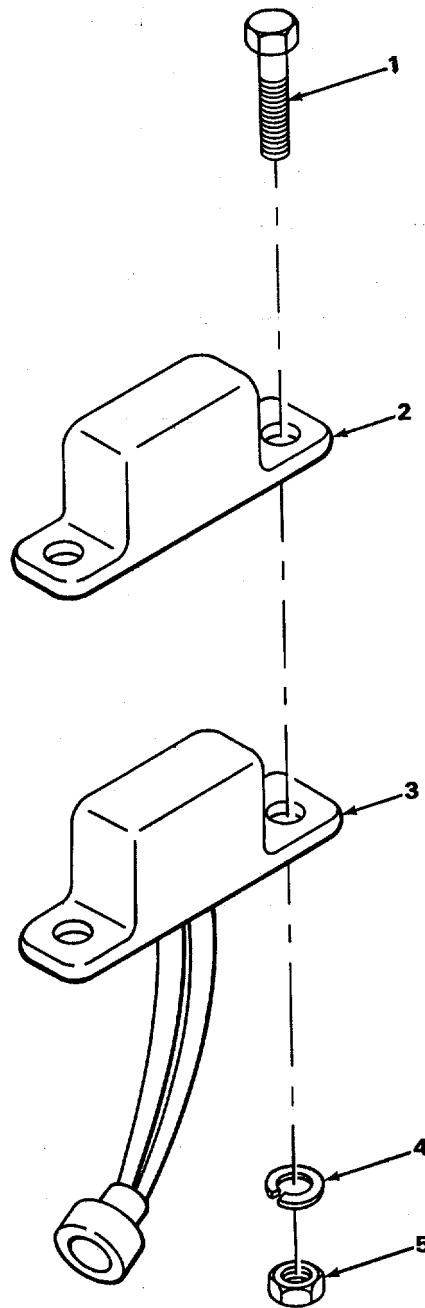
FIGURE 22. ALTERNATOR ASSEMBLY.

TA225523

SECTION II

TM 5-3895-342-20P

(1) ILLUSTRATION		(2)	(3)	(4)	(5)	(6)	(7)	(8)
(a) FIG NO.	(b) ITEM NO.	SMR CODE	NATIONAL STOCK NUMBER	FSCM	PART NUMBER	DESCRIPTION USABLE ON CODE	U/M	QTY INC IN UNIT
						GROUP 06-ELECTRICAL SYSTEM 0601-GENERATOR, ALTERNATOR		
22	1	PAOZZ	2920-00-237-0126	66289	YJ64	RECTIFIER, MODULE.....	EA	1
22	2	XDOZZ		30029	YB350	INSULATOR AMMETER WIRE CONNECTOR	EA	1
22	3	PBOZZ	2920-00-233-8162	66289	YL380-14	WIRE ASSEMBLY, STATO	EA	1
22	4	PBOZZ	2920-00-237-0115	66289	YB79	ALTERNATOR, ASSEMBLY	EA	1
22	5	PFOZZ	5315-00-616-4492	80205	NAS561P6-18	ROLL PIN STATOR MOUNTING	EA	2
22	6	PAOZZ	5310-00-045-3296	96906	MS35338-43	WASHER, LOCK	EA	4
22	7	PAOZZ	5305-00-133-3086	66289	XB106	SCREW, MACHINE	EA	4



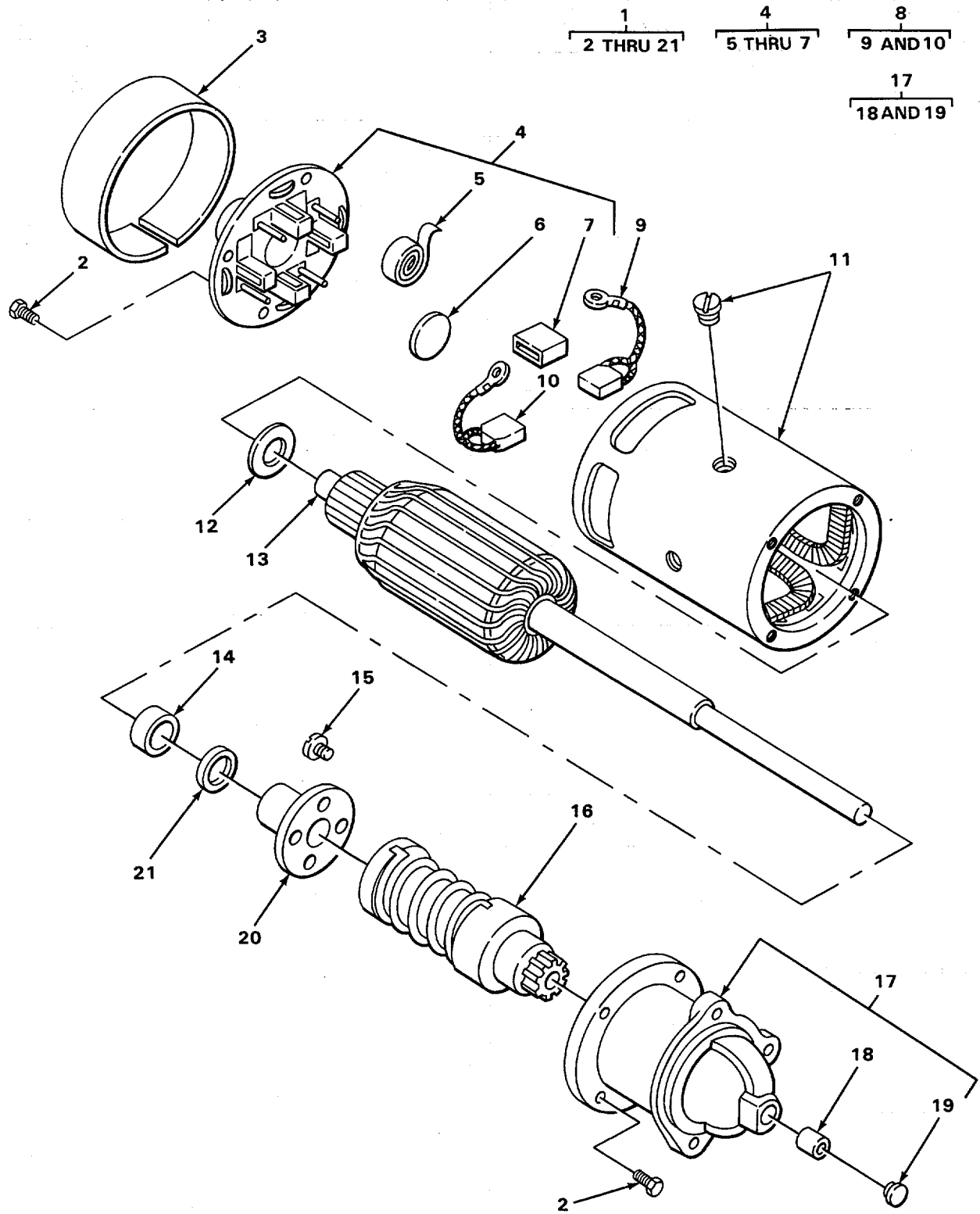
TA225524

FIGURE 23. ALTERNATOR REGULATOR.

SECTION II

TM 5-3895-342-20P

(1) ILLUSTRATION		(2)	(3)	(4)	(5)	(6)	(7)	(8)
(a) FIG NO.	(b) ITEM NO.	SMR CODE	NATIONAL STOCK NUMBER	FSCM	PART NUMBER	DESCRIPTION USABLE ON CODE	U/M	QTY INC IN UNIT
						0602-GENERATOR REGULATOR		
23	1	PAOZZ	5305-00-995-6311	96906	MS24584-63	SCREW, MACHINE	EA	2
23	2	XAOZZ		66289	YD353	SHIELD REGULATOR MODULE	EA	1
23	3	PFOZZ	2920-00-233-8163	66289	YJ65	REGULATOR	EA	1
23	4	PAOZZ	5310-00-889-2769	96906	MS45904-61	WASHER, LOCK MODULE MOUNTING	EA	2
23	5	PFOZZ		96906	MS35690-102	NUT, PLAIN, HEXAGON	EA	2



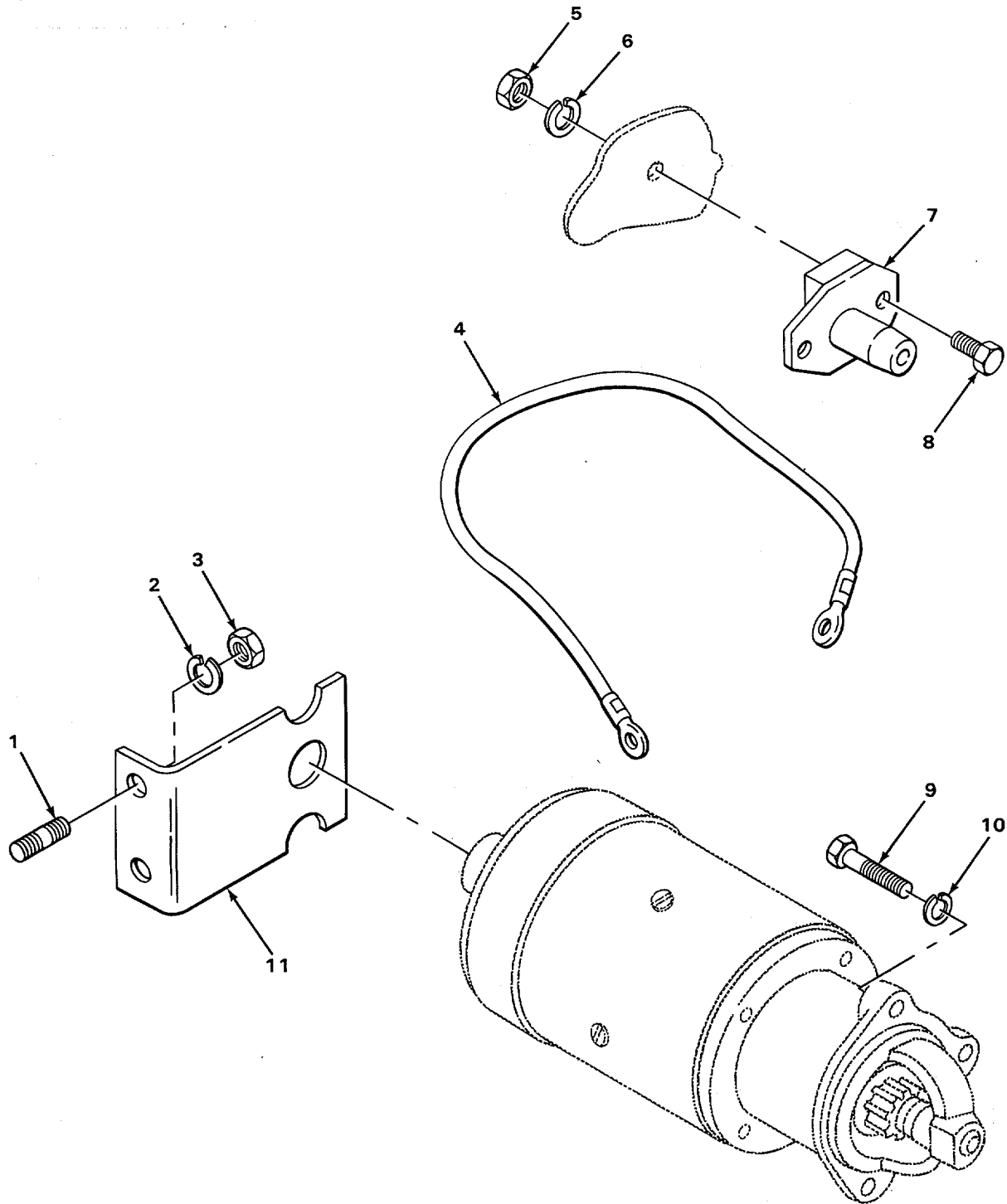
TA225525

FIGURE 24. STARTING MOTOR.

SECTION II

TM 5-3895-342-20P

(1) ILLUSTRATION		(2)	(3)	(4)	(5)	(6)	(7)	(8)
(a) FIG NO.	(b) ITEM NO.	SMR CODE	NATIONAL STOCK NUMBER	FSCM	PART NUMBER	DESCRIPTION USABLE ON CODE	U/M	QTY INC IN UNIT
						0603-STARTING MOTOR		
24	1	XDOFF		19728	MB4018T	STARTER, ENGINE ELEC.....	EA	1
24	3	XDOZZ		19728	28MZ1024AD	.COVER BAND	EA	1



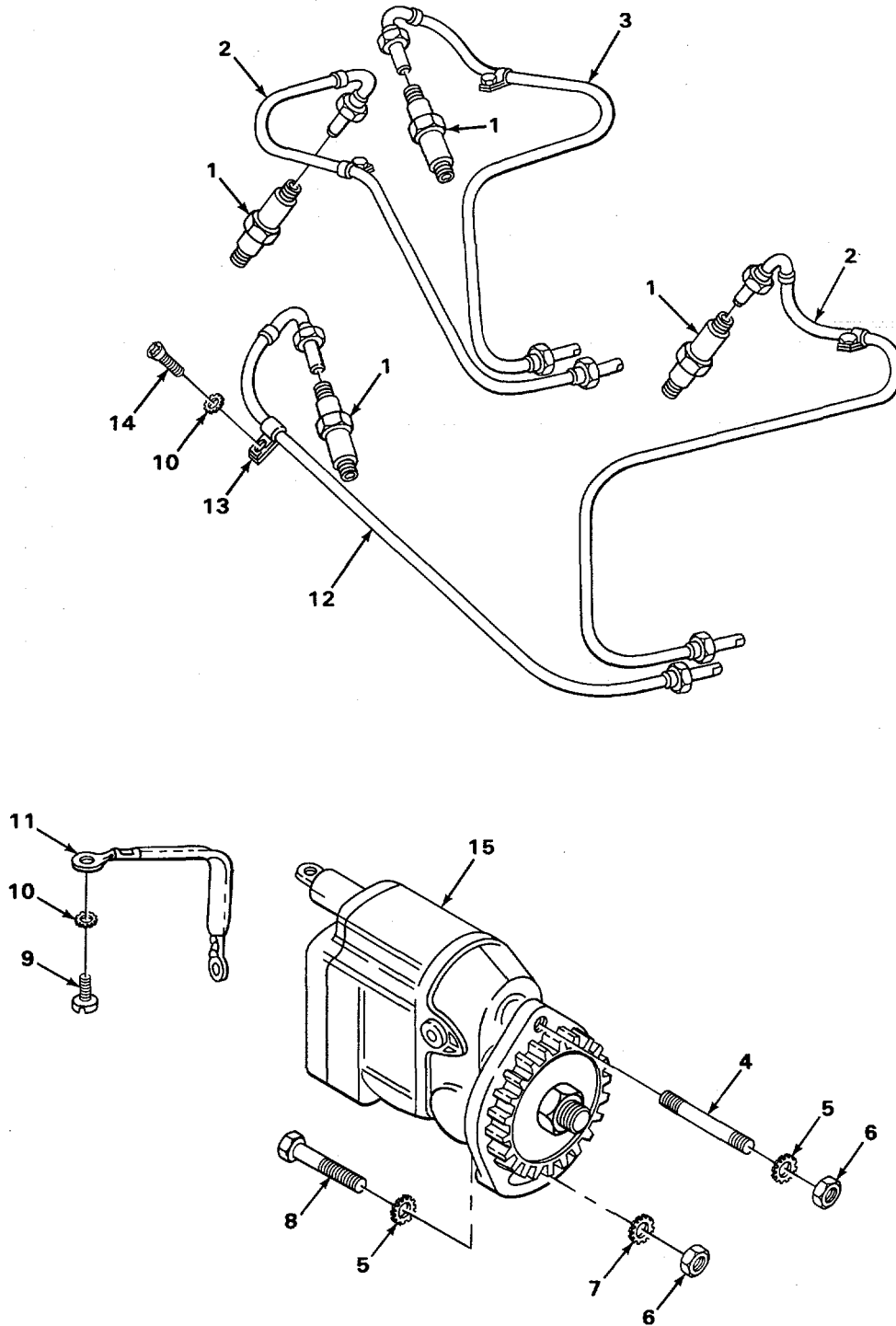
TA225526

FIGURE 25. STARTER MOUNTING AND WIRING.

SECTION II

TM 5-3895-342-20P

(1) ILLUSTRATION		(2) SMR CODE	(3) NATIONAL STOCK NUMBER	(4) FSCM	(5) PART NUMBER	(6) DESCRIPTION USABLE ON CODE	(7) U/M	(8) QTY INC IN UNIT
(a) FIG NO.	(b) ITEM NO.							
0603(CONT)								
25	1	PFOZZ	5307-00-025-7991	66289	PC396	STUD STARTER BRACKET	EA	2
25	2	PAOZZ	5310-00-407-9566	96906	MS35338-45	WASHER, LOCK	EA	2
25	3	PAOZZ	5310-00-880-7746	96906	MS51968-5	NUT PLAIN HEXAGON	EA	2
25	4	PFOZZ	2590-00-064-4481	66289	YL356-26	CABLE STARTER TO SWITCH	EA	1
25	5	PAOZZ	5310-00-761-6882	96906	MS51967-2	NUT, PLAIN, HEXAGON	EA	2
25	6	PAOZZ	5310-00-582-5965	96906	MS35338-44	WASHER, LOCK STARTER SWITCH MOUNTING.....	EA	2
25	7	PFOZZ	5930-00-274-5124	53496	ALEX61360	SWITCH.....	EA	1
25	8	PFOZZ	5305-00-068-0502	96906	MS90725-6	SCREW, HEXAGON HEAD STARTER SWITCH MOUNTING..	EA	2
25	9	PFOZZ		96906	MS90727-60	SCREW CAP HEXAGON	EA	3
25	10	PFOZZ	5310-01-130-9065	96906	MS35338-46	WASHER, LOCK STARTER MOUNTING	EA	3
25	11	PFOZZ	2920-00-309-8055	66289	PG514A	BRACKET STARTER SUPPORT	EA	1



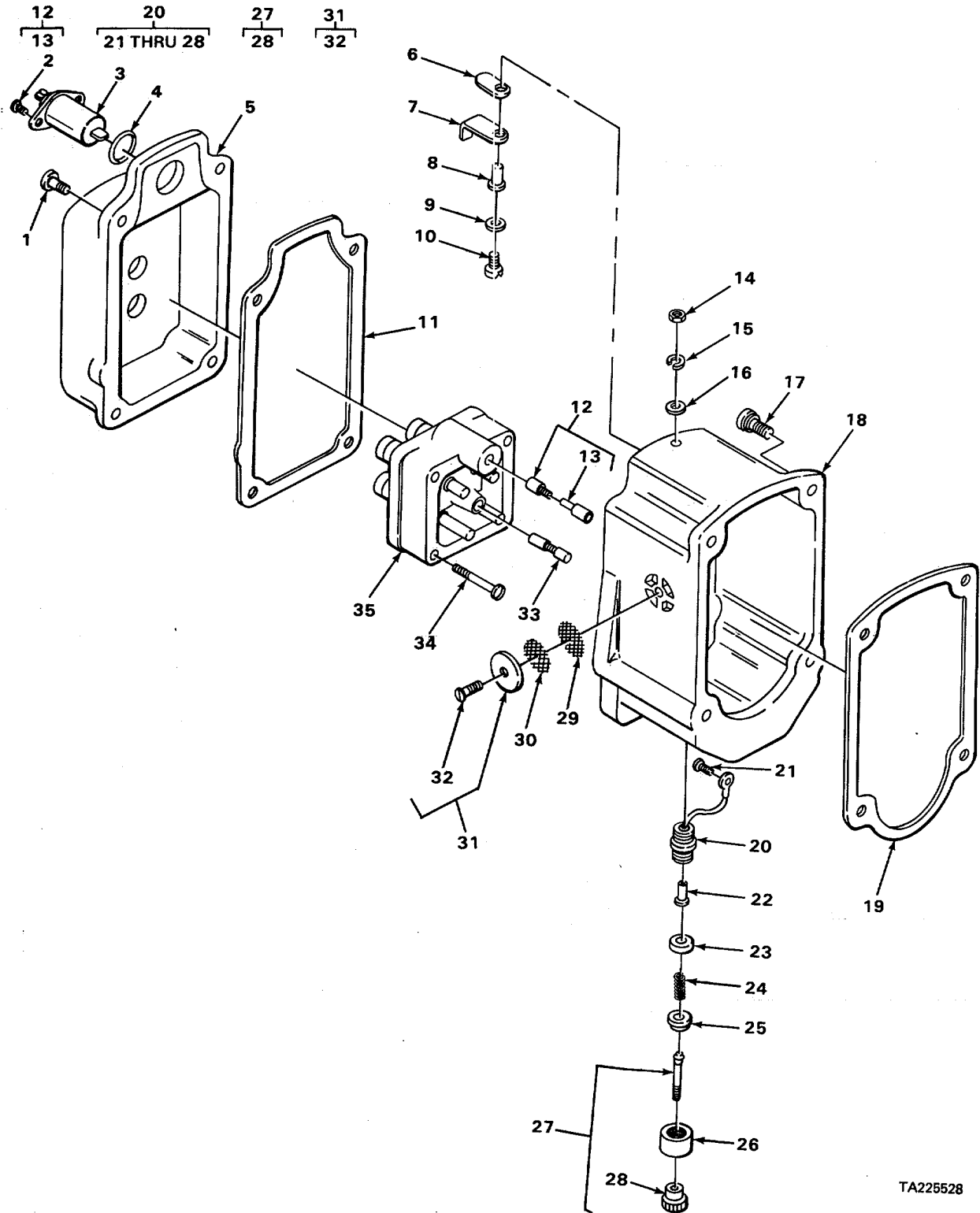
TA225527

FIGURE 26. MAGNETO, SPARK PLUGS AND LEADS.

SECTION II

TM 5-3895-342-20P

(1) ILLUSTRATION		(2) SMR CODE	(3) NATIONAL STOCK NUMBER	(4) FSCM	(5) PART NUMBER	(6) DESCRIPTION USABLE ON CODE	(7) U/M	(8) QTY INC IN UNIT
(a) FIG NO.	(b) ITEM NO.							
0605-IGNITION COMPONENTS								
26	1	PAOZZ	2920-00-810-7082	96906	MS51009-1	SPARK PLUG SMD-21	EA	4
26	2	PAOZZ	2920-00-941-6108	96906	MS51011-13	LEAD AND CONDUIT AS SPARK PLUG NO. 1 AND 4.....	EA	2
26	3	PFOZZ		96906	MSJ1011-14	LEAD AND CONDUIT AS SPARK PLUG NO. 2	EA	1
26	4	PFOZZ	5307-00-275-3756	66289	PC110	STUD MAGNETO MOUNTING	EA	1
26	5	PAOZZ	5310-00-627-6128	96906	MS35335-35	WASHER, LOCK MAGNETO	EA	2
26	6	PAOZZ	5310-00-732-0559	96906	MS51968-8	NUT, PLAIN, HEXAGON MAGNETO STUD.....	EA	2
26	7	PFOZZ		96906	MS45914-78	WASHER, LOCK MAGNETO SCREW	EA	1
26	8	PAOZZ	5305-00-269-3217	96906	MS90725-67	SCREW, CAP, HEXAGON H	EA	1
26	9	PAOZZ	5305-00-988-1721	96906	MS35206-277	SCREW, MACHINE MAGNETO GROUND STRAP	EA	2
26	10	PAOZZ	5310-00-209-0786	96906	MS35335-33	WASHER, LOCK	EA	6
26	11	PAOZZ	2920-00-279-6104	66289	YL355-5	LEAD, ELECTRICAL MAGNETO	EA	1
26	12	PAOZZ	2920-00-887-1289	96906	MS51011-10	CABLE ASSEMBLY, SPEC SPARK PLUG NO. 3.....	EA	1
26	13	PFOZZ	5340-00-453-9127	66289	PG558	CLIP SHIELDED CABLE.....	EA	4
26	14	PAOZZ	5305-00-988-1725	96906	MS35206-281	SCREW, MACHINE CABLE CLIP	EA	4
26	15	PBOFF	2920-00-953-0346	82796	FMZVE4B7-4	MAGNETO, IGNITION.....	EA	1



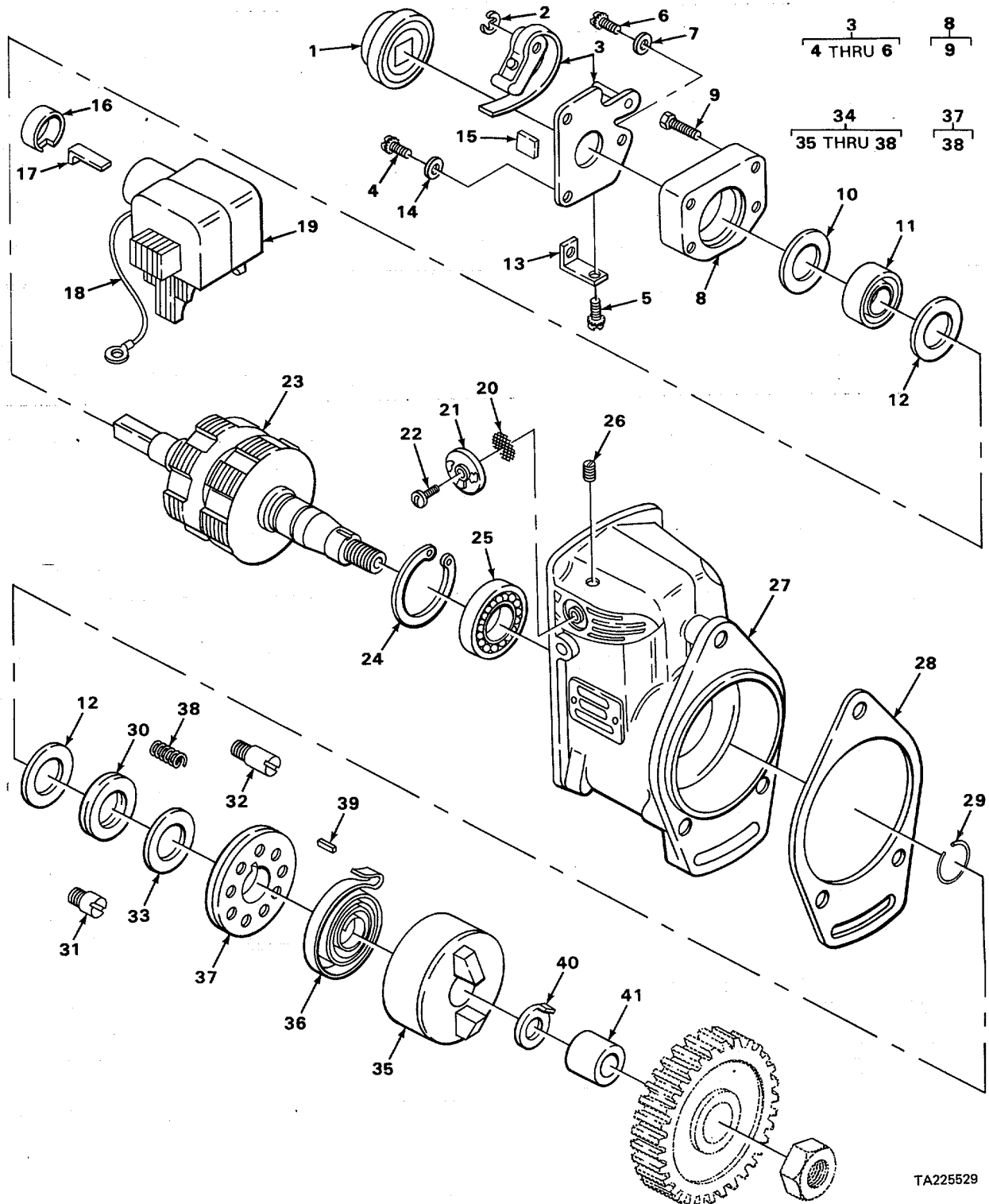
TA225528

FIGURE 27. MAGNETO ASSEMBLY.

SECTION II

TM 5-3895-342-20P

(1) ILLUSTRATION		(2) SMR CODE	(3) NATIONAL STOCK NUMBER	(4) FSCM	(5) PART NUMBER	(6) DESCRIPTION USABLE ON CODE	(7) U/M	(8) QTY INC IN UNIT
(a) FIG NO.	(b) ITEM NO.							
						0605(CONT)		
27	29	PAOZZ	2920-00-366-7165	82796	A6032A	.FILTERING DISK;FLUI END CAP	EA	1
27	30	XDOZZ		82796	A1233	.MESH, COPPER SHIELD.....	EA	1
27	31	PAOOO	2920-00-374-4715	82796	A1232	.HOOD, VENT, MA	EA	1
27	32	XDOZZ		82796	626N	..SCREW VENT HOOD.....	EA	1



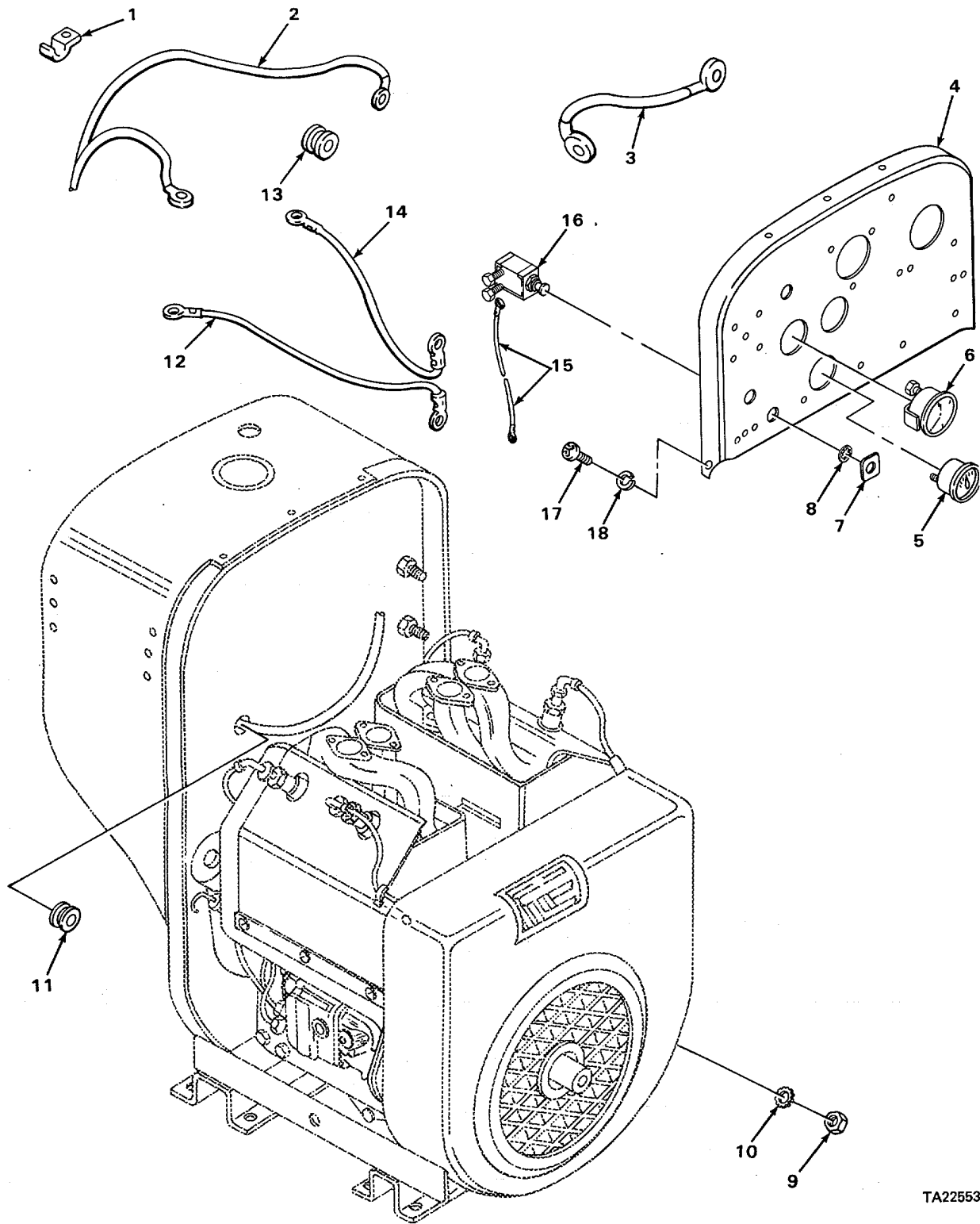
TA225529

FIGURE 28. MAGNETO ROTOR.

SECTION II

TM 5-3895-342-20P

(1) ILLUSTRATION		(2) SMR CODE	(3) NATIONAL STOCK NUMBER	(4) FSCM	(5) PART NUMBER	(6) DESCRIPTION USABLE ON CODE	(7) U/M	(8) QTY INC IN UNIT
(a) FIG NO.	(b) ITEM NO.							
						0605(CONT)		
28	20	PAOZZ	2920-00-714-5868	03764	C6032B	.STRAINER, ELEMENT SE FRAME.....	EA	1
28	21	PAOZZ	2920-00-714-5869	82796	B6030A	.VENT, COVER, MAGNETO.....	EA	1
28	22	XDOZZ		82796	6S4L	.SCREW HOOD VENT.....	EA	1



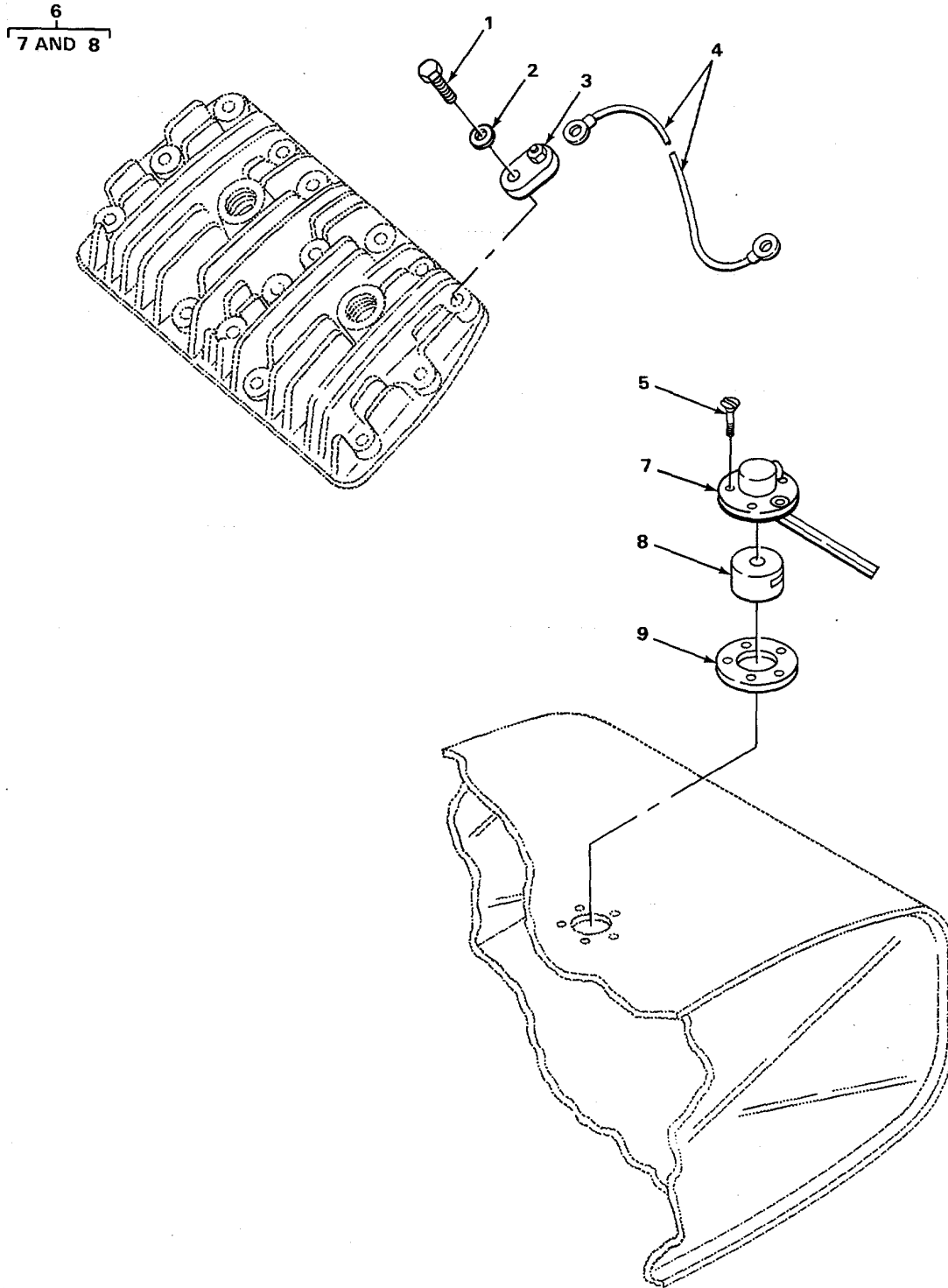
TA225530

FIGURE 29. INSTRUMENT PANEL.

SECTION II

TM 5-3895-342-20P

(1) ILLUSTRATION		(2)	(3)	(4)	(5)	(6)	(7)	(8)
(a) FIG NO.	(b) ITEM NO.	SMR CODE	NATIONAL STOCK NUMBER	FSCM	PART NUMBER	DESCRIPTION <i>USABLE ON CODE</i>	U/M	QTY INC IN UNIT
29	1	XDOZZ		55643	HH00330-001	0607-INSTRUMENT OR ENGINE CONTROL PANEL CLIP,WIRE	EA	2
29	2	XDOZZ		00642	M1L57	WIRE ASSEMBLY FUEL GAGE TO SENDING UNIT	EA	1
29	3	XDOZZ		00642	M1L59	WIRE ASSEMBLY FUEL GAGE TO IGNITION SWITCH	EA	1
29	4	XDOZZ		30029	WE197LT18	PANEL FRONT ENGINE HOUSING.....	EA	1
29	5	XDOZZ		30029	XC11313-000	GAGE, FUEL.....	EA	1
29	6	XDOZZ		76490	11086A	AMMETER.....	EA	1
29	7	PAOZZ	2805-00-845-1009	66289	SD109	TAG, IDENTIFICATION	EA	1
29	8	PFOZZ	5310-00-343-3327	66289	PE80A	WASHER, LOCK IGNITION SWITCH MOUNTING	EA	1
29	9	PAOZZ	5310-00-934-9751	96906	MS35650-302	NUT, PLAIN HEXAGON FRONT PANEL TO FLYWHEEL SHROUD.....	EA	4
29	10	PAOZZ	5310-00-889-2769	96906	MS45904-61	WASHER, LOCK BETWEEN PANEL AND FLYWHEEL SHIELD.....	EA	4
29	11	PFOZZ	5325-00-409-7006	66289	PH377	GROMMET, RUBBER.....	EA	1
29	12	PFOZZ	2920-00-132-0363	66289	YL374-5	WIRE ASSEMBLY AMMETER TO STARTER SWITCH	EA	1
29	13	PFOZZ	5325-00-769-9037	72653	5717C	GROMMET, RUBBER.....	EA	1
29	14	PFOZZ	2990-00-606-6124	66289	YL132	WIRE ASSEMBLY AMMETER TO IGNITION SWITCH .	EA	1
29	15	XDOZZ		30029	YL352-21	WIRE, IGNITION GROUND SWITCH TO MAGNETO....	EA	1
29	16	PAOZZ	2920-00-979-8779	66289	YC26	SWITCH, IGNITION GRO.....	EA	1
29	17	PAOZZ	5305-00-989-7434	96906	MS35207-263	SCREW, MACHINE FRONT PANEL TO FLYWHEEL SHROUD.....	EA	4
29	18	PAOZZ	5310-00-596-7691	96906	MS35335-32	WASHER, LOCK FRONT PANEL TO FLYWHEEL SHROUD.....	EA	4



TA225531

FIGURE 30. HI TEMPERATURE AND FUEL SENDING UNITS.

SECTION II

TM 5-3895-342-20P

(1) ILLUSTRATION		(2)	(3)	(4)	(5)	(6)	(7)	(8)
(a) FIG NO.	(b) ITEM NO.	SMR CODE	NATIONAL STOCK NUMBER	FSCM	PART NUMBER	DESCRIPTION <i>USABLE ON CODE</i>	U/M	QTY INC IN UNIT
						0610-SENDING UNITS AND WARNING SWITCHES		
30	1	PFOZZ	5305-00-821-3869	96906	MS90728-65	SCREW, CAP, HEXAGON H	EA	1
30	2	PAOZZ	5310-00-809-3078	96906	MS27183-11	WASHER, FLAT	EA	1
30	3	PAOZZ	5930-00-775-7577	66289	YC66DS1	SWITCH, THERMOSTATIC	EA	1
30	4	PAOZZ	2920-00-971-1451	66289	YL357-42	LEAD, ELECTRICAL.....	EA	1
30	5	PFOZZ	5305-00-754-1778	88044	AN520PB10-7	SCREW, ROUND SLOTTED HEAD	EA	5
30	6	PFOOO	6680-00-176-0170	98738	507AS	SENDING UNIT ASSEMBLY	EA	1
30	7	XDOZZ		98738	810611	.ARM, FLOAT SENDING UNIT.....	EA	1
30	8	XDOZZ		98738	429354	.FLOAT SENDING UNIT.....	EA	1
30	9	XDOZZ		93738	418333	GASKET.....	EA	1

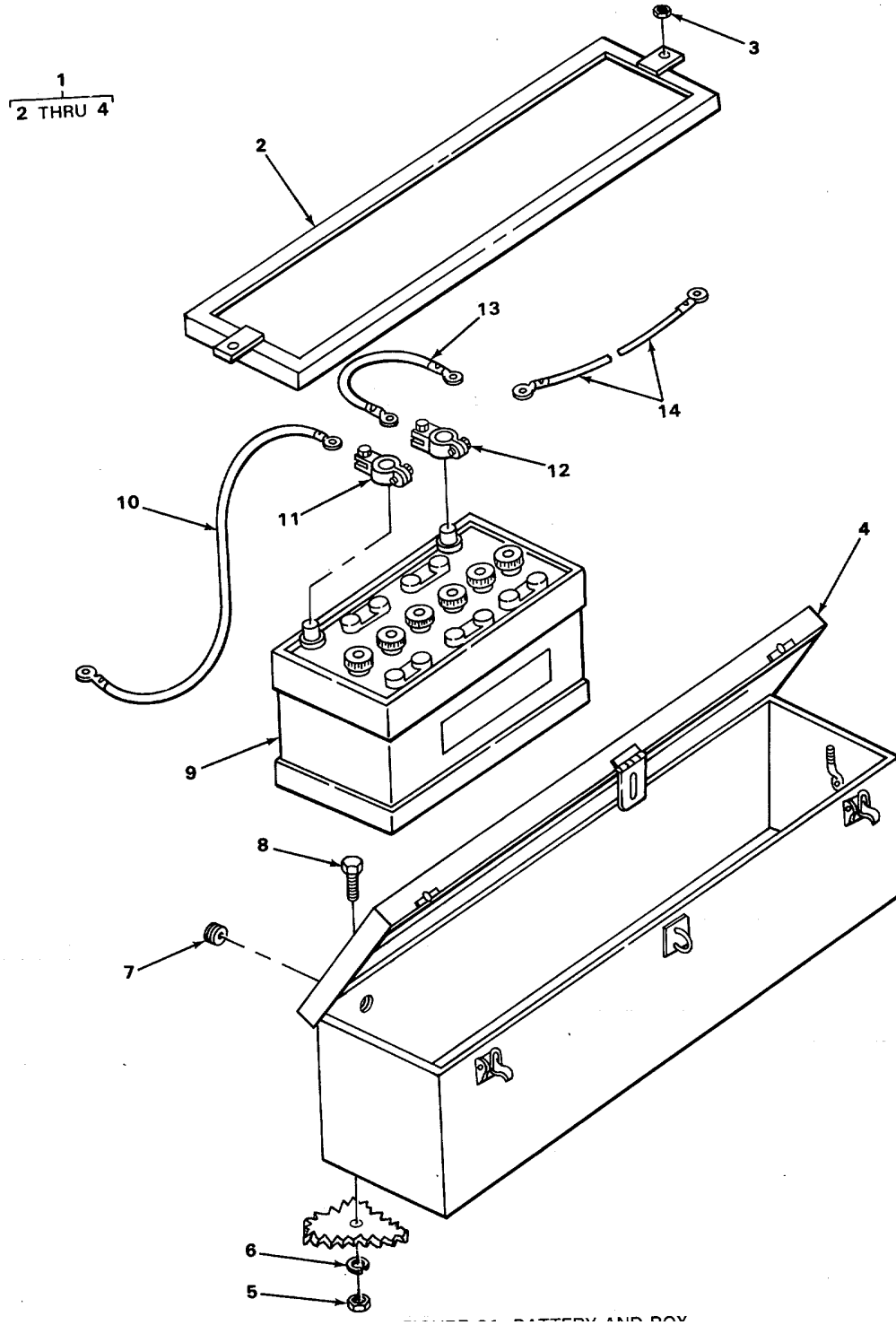
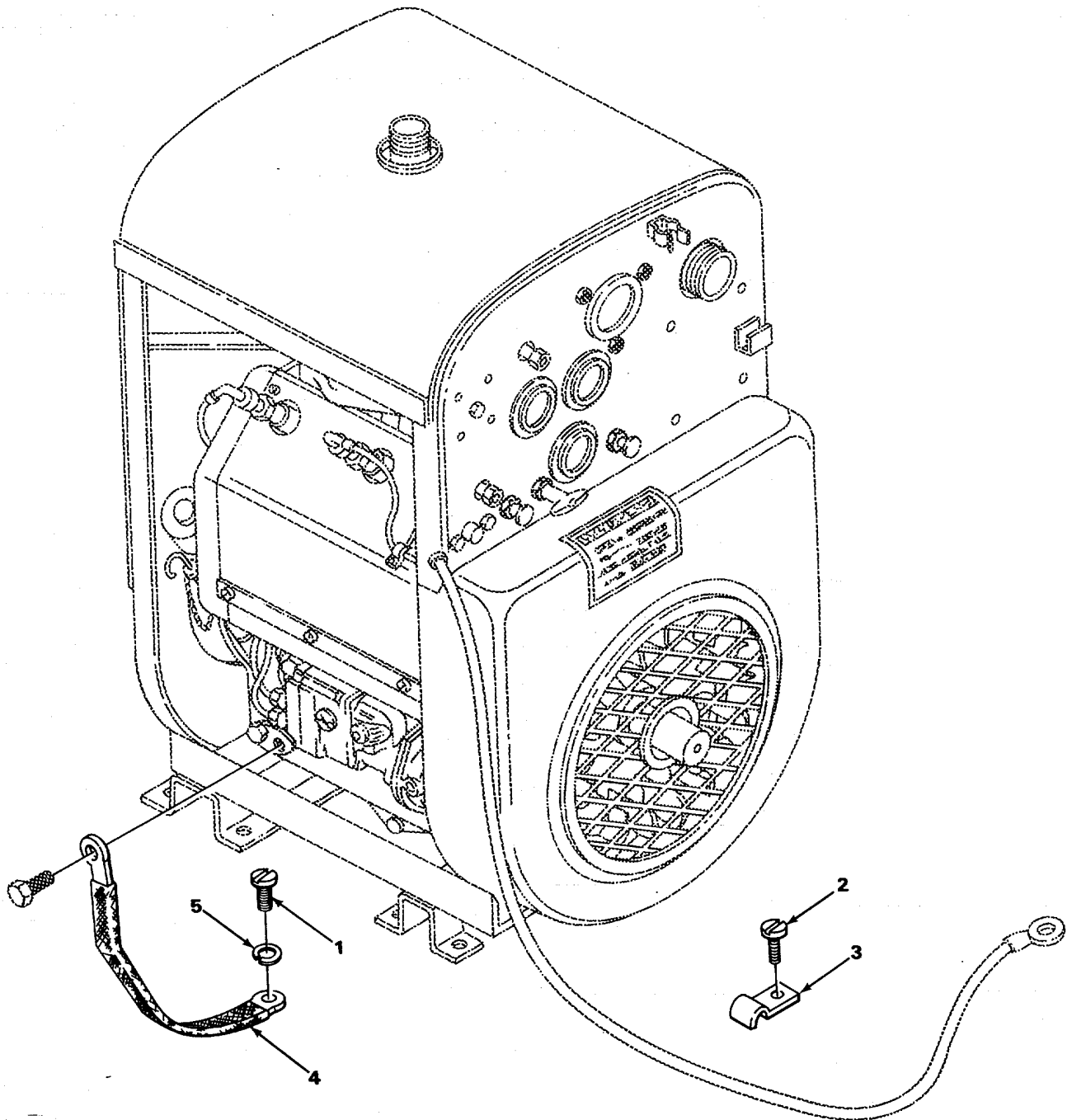


FIGURE 31. BATTERY AND BOX.

SECTION II

TM 5-3895-342-20P

(1) ILLUSTRATION		(2)	(3)	(4)	(5)	(6)	(7)	(8)
(a) FIG NO.	(b) ITEM NO.	SMR CODE	NATIONAL STOCK NUMBER	FSCM	PART NUMBER	DESCRIPTION <i>USABLE ON CODE</i>	U/M	QTY INC IN UNIT
						0612-BATTERIES, STORAGE		
31	1	XDOOO		55643	YC05-47-000	BATTERY BOX ASSEMBLY.....	EA	1
31	2	XDOZZ		55643	XC05047-002	.HOLDDOWN, BATTERY	EA	1
31	3	PAOZZ	5310-00-880-7744	96906	MS51967-5	.NUT PLAIN HEXAGON	EA	2
31	4	XDOZZ		55647	XC05047-001	.BOX, BATTERY	EA	1
31	5	PAOZZ	5310-00-763-8920	96906	MS51967-20	NUT, PLAIN, HEXAGON	EA	2
31	6	PAOZZ	5310-00-820-6653	96906	MS35338-50	WASHER LOCK	EA	2
31	7	XDOZZ		55643	XC11322-000	GROMMET	EA	2
31	8	PFOZZ	5305-00-724-5910	96906	MS90725-162	CAPSCREW HEXAGON HEAD	EA	2
31	9	XDOZZ		55643	XC11308-000	BATTERY	EA	2
31	10	PFOZZ	6150-00-175-6725	55643	XC-11315-000	CABLE BATTERY TO GROUND	EA	1
31	11	PAOZZ	5940-00-549-6583	96906	MS75004-2	TERMINAL, LUG.....	EA	2
31	12	PAOZZ	5940-00-549-6581	96906	MS75004-1	ADAPTER BATTERY TER	EA	2
31	13	PFOZZ	6150-00-175-6724	55643	XC-11316-000	CABLE TERMINAL CONNECTOR.....	EA	1
31	14	PAOZZ	6150-00-175-6726	55643	XC11317-000	LEAD ELECTRICAL BATTERY TO START SWITCH..	EA	1



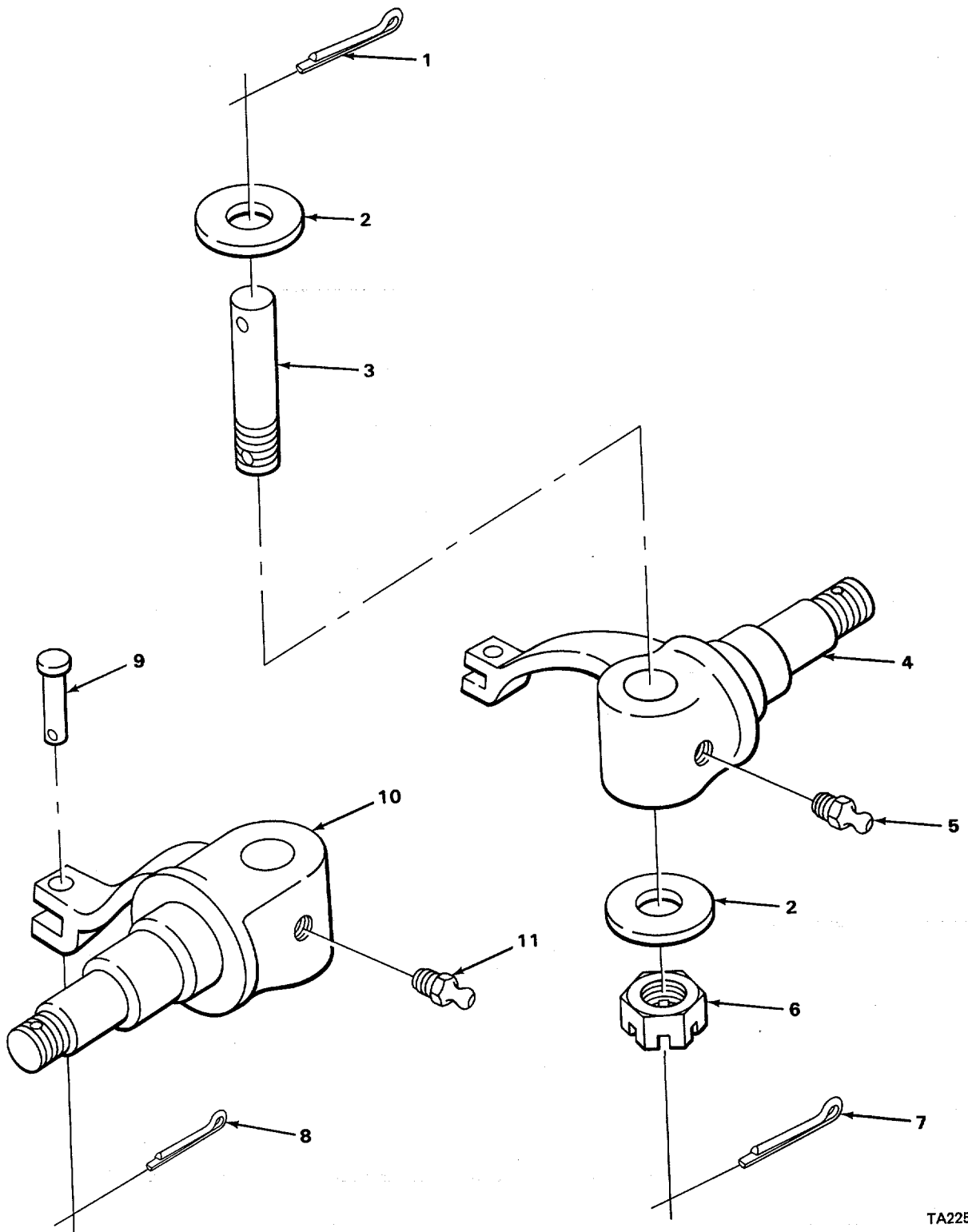
TA225533

FIGURE 32. ENGINE WIRING.

SECTION II

TM 5-3895-342-20P

(1) ILLUSTRATION		(2)	(3)	(4)	(5)	(6)	(7)	(8)
(a) FIG NO.	(b) ITEM NO.	SMR CODE	NATIONAL STOCK NUMBER	FSCM	PART NUMBER	DESCRIPTION <i>USABLE ON CODE</i>	U/M	QTY INC IN UNIT
						0613-CHASSIS WIRING		
32	1	XDOZZ		54275	HH00325-046	SCREW, SHEET METAL	EA	2
32	2	XDOZZ		55643	HH00325-046	SCREW, SHEET METAL	EA	1
32	3	XDOZZ		55643	H00330-006	CLAMP, CABLE	EA	1
32	4	XDOZZ		30029	YL353-10	WIRE, GUARD ENGINE AT OIL FILTER PAD COVER	EA	1
32	5	PAOZZ	5310-00-514-6674	96906	MS35335-34	WASHER, LOCK GROUND WIRE	EA	2



TA225535

FIGURE 33. STEERING KNUCKLE.

SECTION II

TM 5-3895-342-20P

(1) ILLUSTRATION		(2)	(3)	(4)	(5)	(6)	(7)	(8)
(a) FIG NO.	(b) ITEM NO.	SMR CODE	NATIONAL STOCK NUMBER	FSCM	PART NUMBER	DESCRIPTION <i>USABLE ON CODE</i>	U/M	QTY INC IN UNIT
33	5	PAOZZ	4730-00-050-4208	96906	MS15003-1	GROUP 10-FRONT AXLE 1004-STEERING AND LEANING WHEEL MECHANISM FITTING, LUBRICATION.....	EA	1
33	11	PAOZZ	4730-00-245-0413	96906	MS15006-3	FITTING, LUBRICATION	EA	1

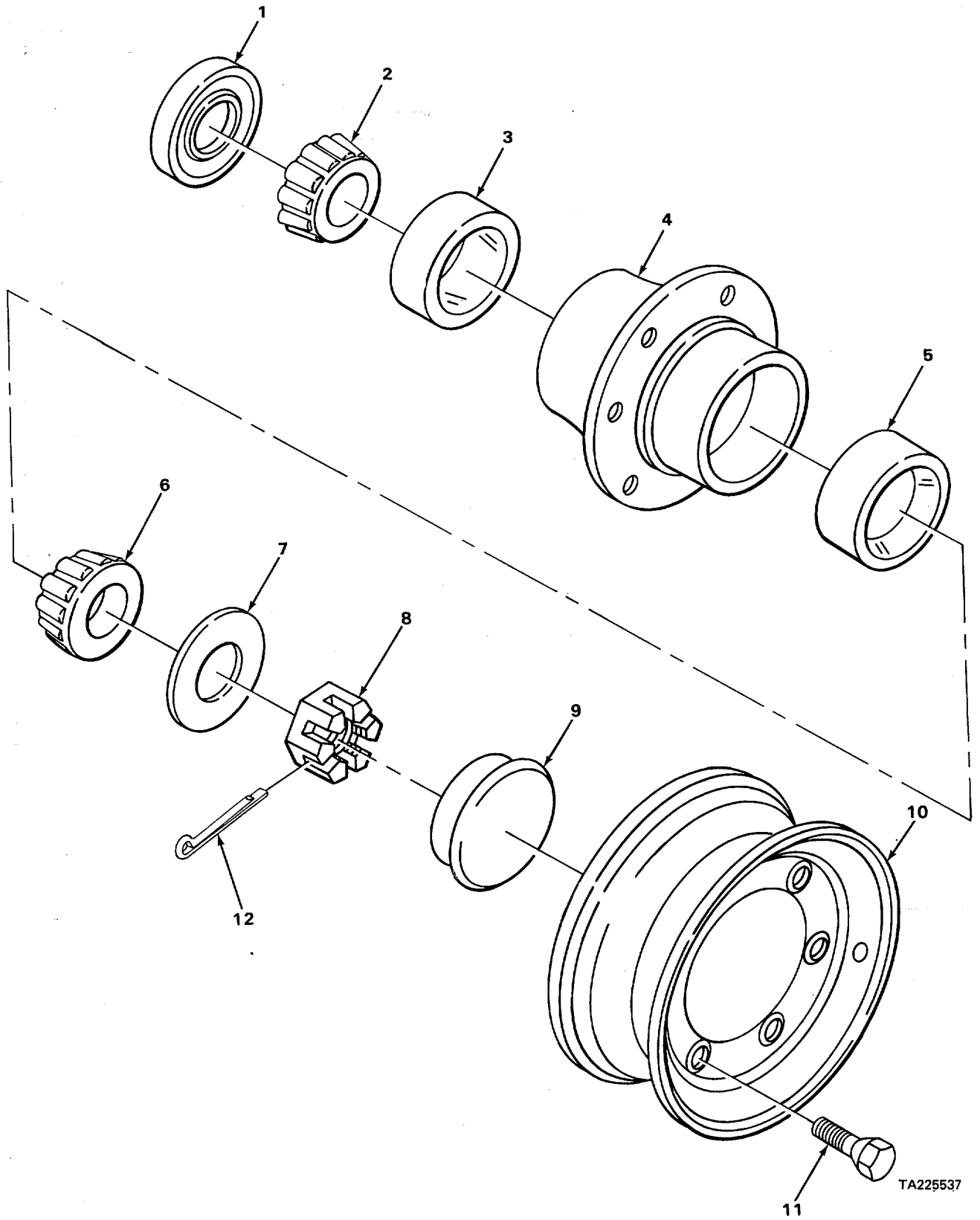
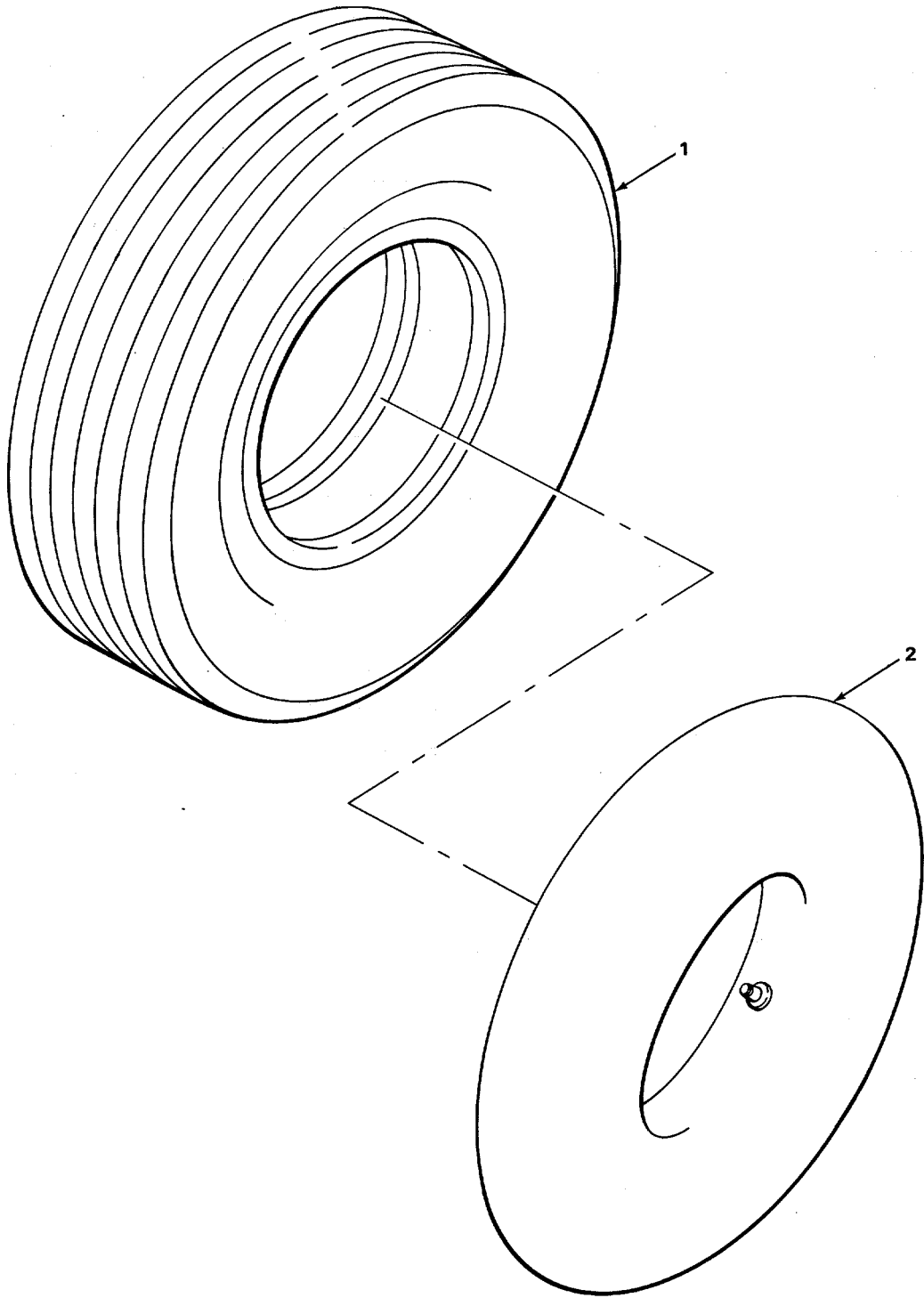


FIGURE 34. HUB AND WHEEL.

SECTION II

TM 5-3895-342-20P

(1) ILLUSTRATION		(2)	(3)	(4)	(5)	(6)	(7)	(8)
(a) FIG NO.	(b) ITEM NO.	SMR CODE	NATIONAL STOCK NUMBER	FSCM	PART NUMBER	DESCRIPTION <i>USABLE ON CODE</i>	U/M	QTY INC IN UNIT
						GROUP 13-WHEELS AND TRACKS 1311-WHEEL ASSEMBLY		
34	1	XDOZZ		22337	0201180	SEAL	EA	4
34	2	PFOZZ	3110-00-277-0366	60038	342A	CONE, BEARING.....	EA	4
34	3	PAOZZ	3110-00-100-0799	60038	332	CUP, TAPERED ROLLER	EA	4
34	4	XDOZZ		55643	XC11249-011	HUB, WHEEL.....	EA	4
34	5	PAOZZ	3110-00-100-0516	60038	14276	CUP, TAPERED ROLLER	EA	4
34	6	PFOZZ	3110-00-100-3149	60038	14137A	BEARING, CONE.....	EA	4
34	7	PAOZZ	5310-00-809-8540	96906	MS27183-25	WASHER, FLAT	EA	4
34	8	XDOZZ		55643	HHOO00005-009	NUT CASTELATED HEXAGON.....	EA	4
34	9	XDOZZ		22337	0608034	CAP, GREASE.....	EA	4
34	10	XDOZZ		22337	0410659	RIM, WHEEL.....	EA	4
34	11	PAOZZ	5306-00-197-8095	22337	0613945	BOLT, WHEEL MOUNTING	EA	24
34	12	PAOZZ	5315-00-236-8359	96906	MS24665-370	PIN, COTTER	EA	4



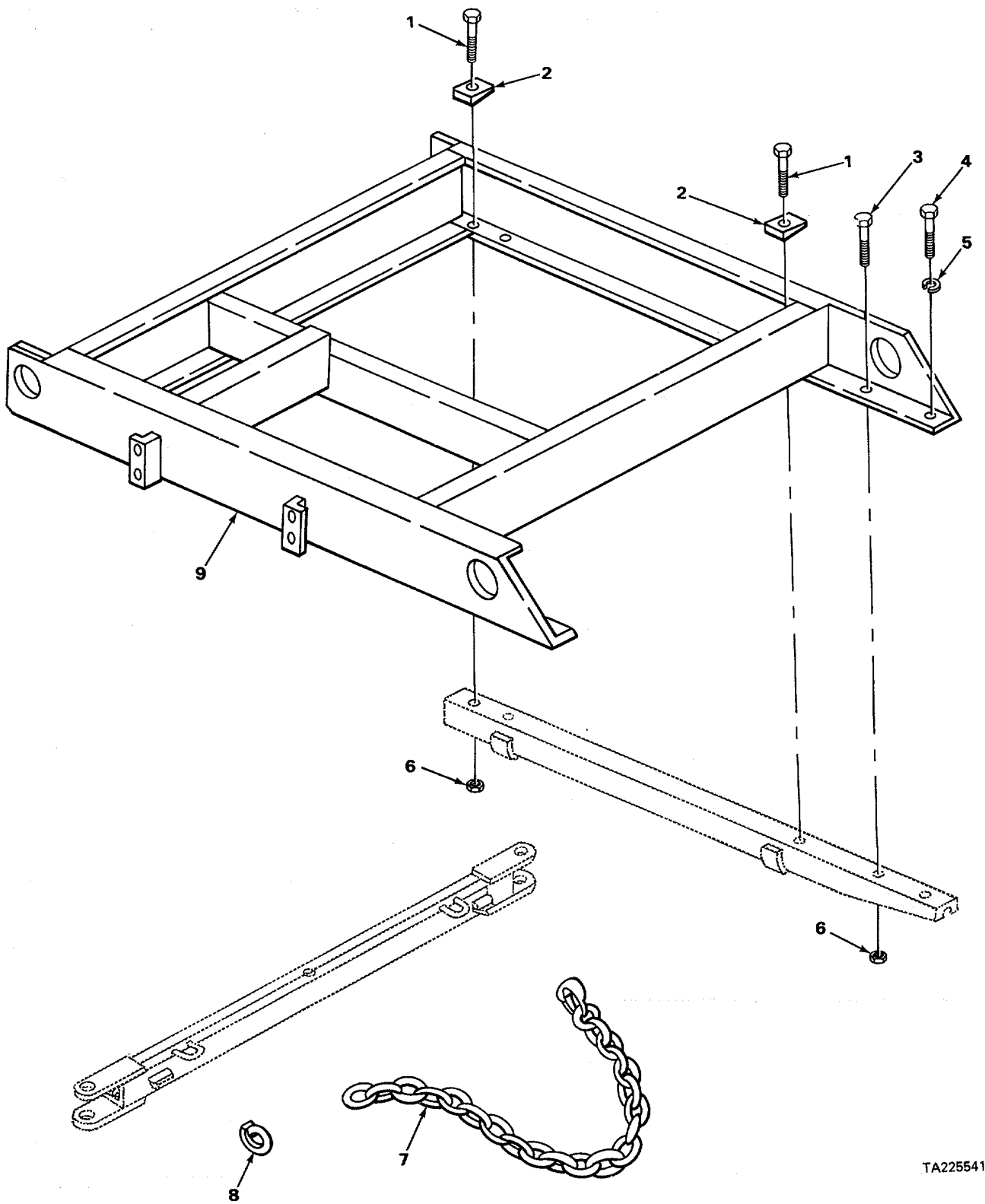
TA225538

FIGURE 35. TIRE AND TUBE.

SECTION II

TM 5-3895-342-20P

(1) ILLUSTRATION		(2)	(3)	(4)	(5)	(6)	(7)	(8)
(a) FIG NO.	(b) ITEM NO.	SMR CODE	NATIONAL STOCK NUMBER	FSCM	PART NUMBER	DESCRIPTION <i>USABLE ON CODE</i>	U/M	QTY INC IN UNIT
35	1	XDOOO		22337	XC11252-000	1313-TIRES, TUBES, TIRE CHAINS TIRE, PNEUMATIC.....	EA	4
35	2	XDOOO		22337	XC11251-000	TUBE, INNER	EA	4



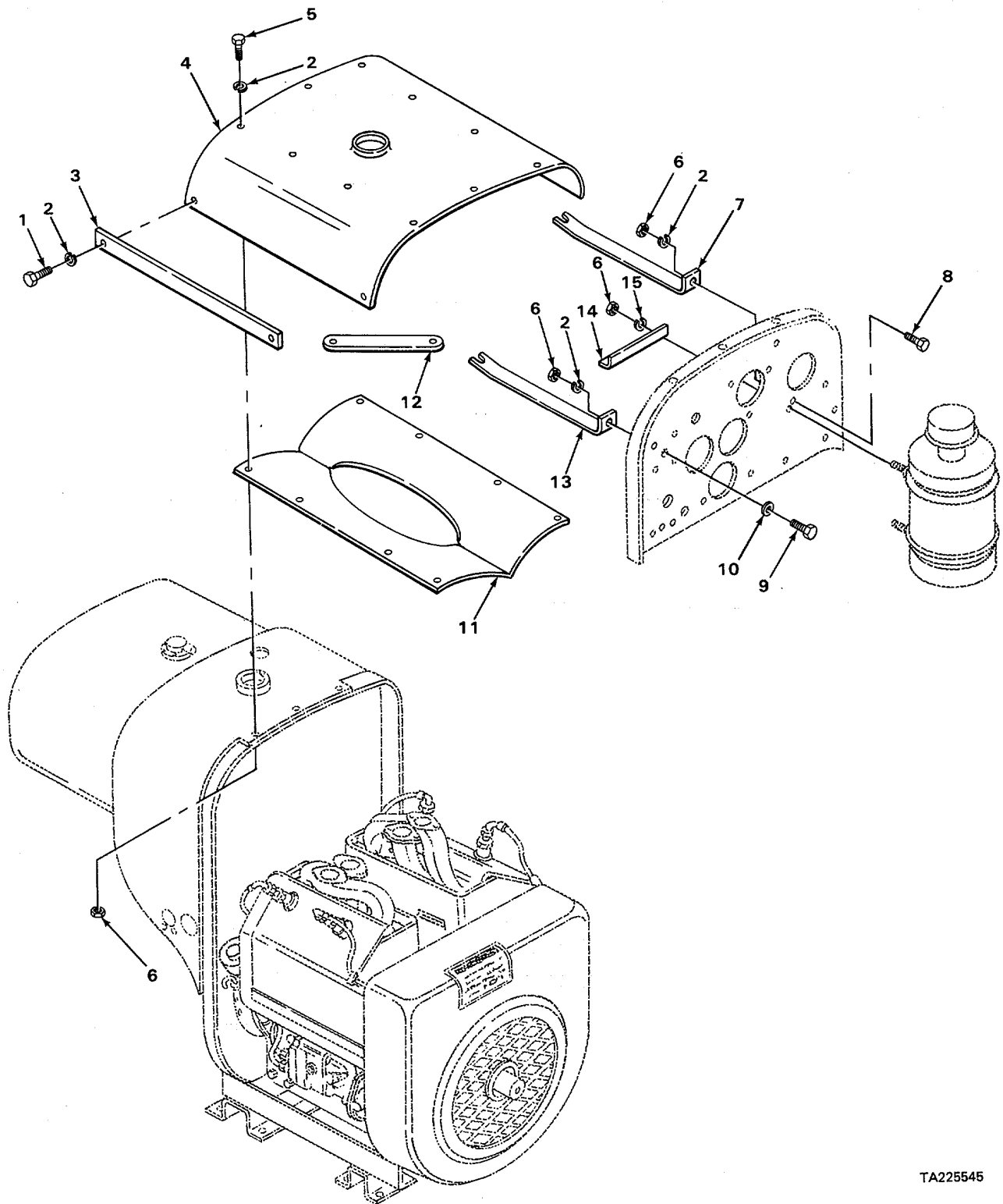
TA225541

FIGURE 36. LOWER FRAME.

SECTION II

TM 5-3895-342-20P

(1) ILLUSTRATION		(2)	(3)	(4)	(5)	(6)	(7)	(8)
(a) FIG NO.	(b) ITEM NO.	SMR CODE	NATIONAL STOCK NUMBER	FSCM	PART NUMBER	DESCRIPTION <i>USABLE ON CODE</i>	U/M	QTY INC IN UNIT
						GROUP 15-FRAME, TOWING ATTACHMENTS, AND DRAWBARS 1501-FRAME ASSEMBLY		
36	7	XDOZZ		55643	WC03091-000	CHAIN, SAFETY	EA	2
36	8	XDOZZ		39428	3U57616	LINK, CONNECTING	EA	2



TA225545

FIGURE 37. ENGINE HOUSING.

SECTION II

TM 5-3895-342-20P

(1) ILLUSTRATION		(2)	(3)	(4)	(5)	(6)	(7)	(8)
(a) FIG NO.	(b) ITEM NO.	SMR CODE	NATIONAL STOCK NUMBER	FSCM	PART NUMBER	DESCRIPTION <i>USABLE ON CODE</i>	U/M	QTY INC IN UNIT
						GROUP 18-BODY, CAB, HOOD AND HULL 1801-BODY, CAB, HOOD AND HULL ASSEMBLIES		
37	1	PAOZZ	5305-00-988-1723	96906	MS35206-279	SCREW, MACHINE CANOPY TANK SUPPORT.....	EA	4
37	2	PAOZZ	5310-00-582-5965	96906	MS35338-44	WASHER, LOCK	EA	10
37	3	XDOZZ		30029	PG1100	STRIP SUPPORT CANOPY.....	EA	2
37	4	PAOZZ	3895-00-309-8097	66289	WE198A1T	HOUSING, UPPER CENTE.....	EA	1
37	5	PAOZZ	5305-00-988-1721	96906	MS35206-277	SCREW, MACHINE PARTITION PLATE	EA	4
37	6	PAOZZ	5310-00-761-6882	96906	MS51967-2	NUT, PLAIN, HEXAGON	EA	10
37	7	XDOZZ		30029	PG1098	BRACE HOUSING AT AIR CLEANER	EA	1
37	8	PAOZZ	5305-00-052-7436	96906	MS24617-54	SCREW, TAPPING, THREA FRONT PANEL TO SHROUD.....	EA	1
37	9	PAOZZ	5305-00-225-3839	96906	MS90725-8	SCREW, CAP, HEXAGON H BRACKET TO FRONT PANEL.....	EA	1
37	10	PAOZZ	5310-00-809-4058	96906	MS27183-10	WASHER, FLAT FRONT HOUSING PANEL BRACES	EA	1
37	11	XDOZZ		30029	WE218T	PLATE, PARTITION CANOPY	EA	1
37	12	PAOZZ	2805-00-447-9229	66289	PG401	BRACE, HOUSING TAKE-OFF END	EA	2
37	13	XDOZZ		30029	PG1097	BRACE HOUSING AT OIL FILTER.....	EA	1
37	14	XDOZZ		30029	PG1099	ANGLE, REINFORCING AIR CLEANER.....	EA	2
37	15	PAOZZ	5310-00-809-3078	96906	MS27183-11	WASHER, FLAT AIR CLEANER SUPPORT.....	EA	4

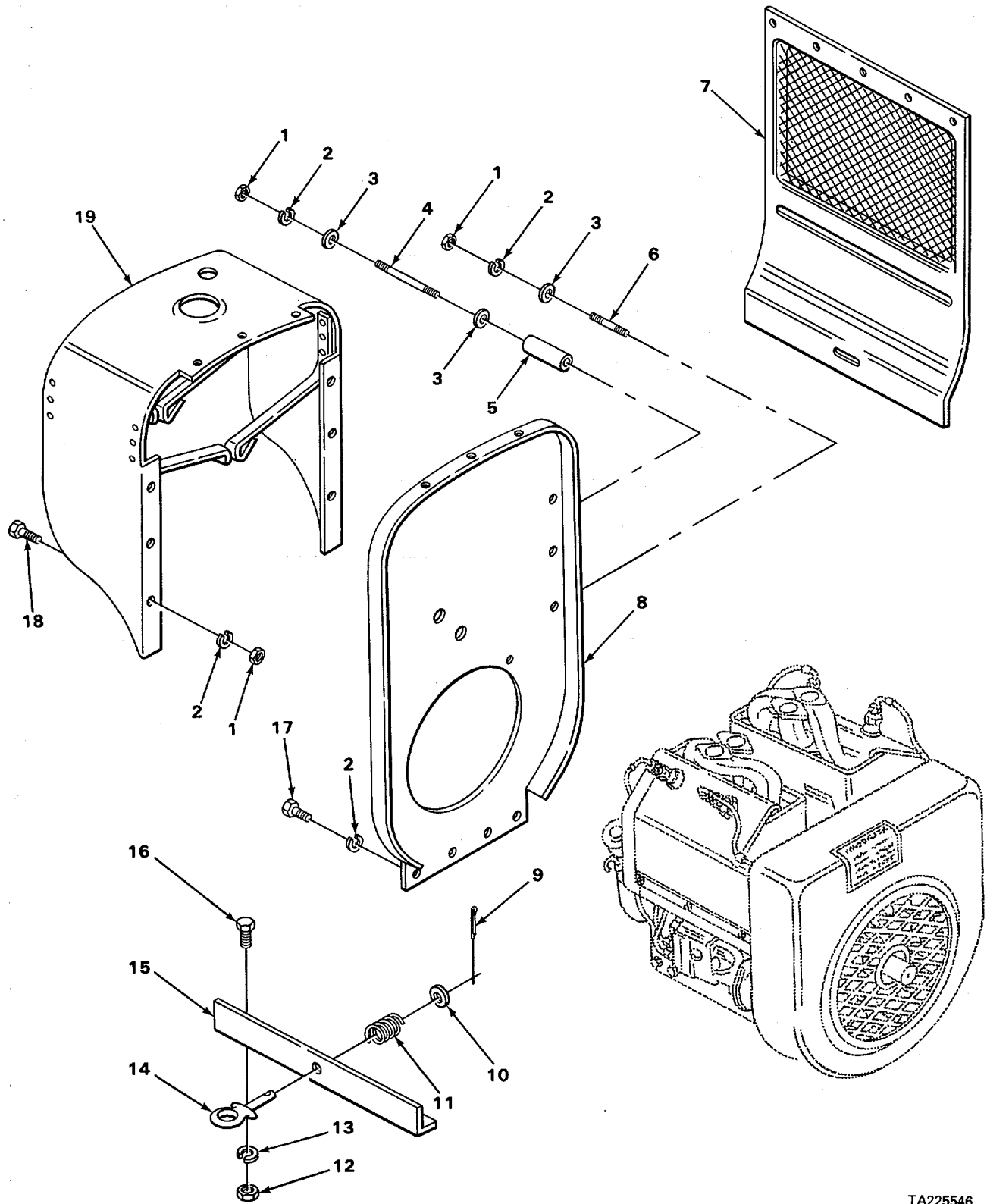


FIGURE 38. ENGINE COVERS AND SIDE PANELS.

TA225546

SECTION II

TM 5-3895-342-20P

(1) ILLUSTRATION		(2)	(3)	(4)	(5)	(6)	(7)	(8)
(a) FIG NO.	(b) ITEM NO.	SMR CODE	NATIONAL STOCK NUMBER	FSCM	PART NUMBER	DESCRIPTION <i>USABLE ON CODE</i>	U/M	QTY INC IN UNIT
						1801 (CONT)		
38	1	PAOZZ	5310-00-761-6882	96906	MS51967-2	NUT, PLAIN, HEXAGON REAR PANEL TO CYLINDER BLOCK.....	EA	4
38	2	PAOZZ	5310-00-582-5965	96906	MS35338-44	WASHER, LOCK.....	EA	8
38	3	PAOZZ	5310-00-823-8804	96906	MS27183-9	WASHER, FLAT REAR PANEL TO CYLINDER BLOCK.....	EA	4
38	4	XDOZZ		30029	PC566	STUD REAR PANEL TO BLOCK LH SIDE.....	EA	1
38	5	PFOZZ	5310-00-447-9167	66289	HF380	SPACER REAR PANEL TO CYLINDER BLOCK.....	EA	1
38	6	XDOZZ		30029	PC565	STUD REAR PANEL TO BLOCK RH SIDE.....	EA	2
38	7	PAOZZ	2805-00-424-2859	66289	WE196	DOOR, HOUSING.....	EA	2
38	8	XDOZZ		30029	WE199A25T	PANEL, REAR ENGINE COMPARTMENT.....	EA	1
38	9	PAOZZ	5315-00-839-5821	96906	MS24665-351	PIN, COTTER DOOR CLIP.....	EA	2
38	10	PAOZZ	5310-00-809-4061	96906	MS27183-15	WASHER, FLAT DOOR CLIP.....	EA	2
38	11	PAOZZ	5360-00-246-7676	66289	PM137	SPRING, HELICAL, COMP DOOR CLIP.....	EA	2
38	12	PAOZZ	5310-00-732-0558	96906	MS51967-8	NUT, PLAIN, HEXAGON SIDE RAILS TO ENGINE SUPPORTS.....	EA	4
38	13	PAOZZ	5310-01-130-9065	96906	MS35338-46	WASHER, LOCK SIDE RAILS TO ENGINE SUPPORT.....	EA	4
38	14	PAOZZ	2510-00-447-9225	66289	PG323	CLIP, DOOR ENGINE HD.....	EA	2
38	15	XDOZZ		30029	WE195T	RAIL, SIDE ENGINE SUPPORT R AND L SIDE.....	EA	2
38	16	PFOZZ		96906	MS9725-58	SCREW, CAP, HEXAGON H SIDE RAILS TO ENGINE SUPPORT.....	EA	4
38	17	PAOZZ	5305-00-988-1721	96906	MS35206-277	SCREW, MACHINE REAR PANEL TO ENGINE SUPPORT.....	EA	4
38	18	PAOZZ	5305-00-988-1723	96906	MS35206-279	SCREW, MACHINE FUEL TANK SUPPORT TO PANEL.....	EA	1
38	19	XDOZZ		66289	WE192VT	SUPPORT ASSEMBLY FUEL TANK.....	EA	1

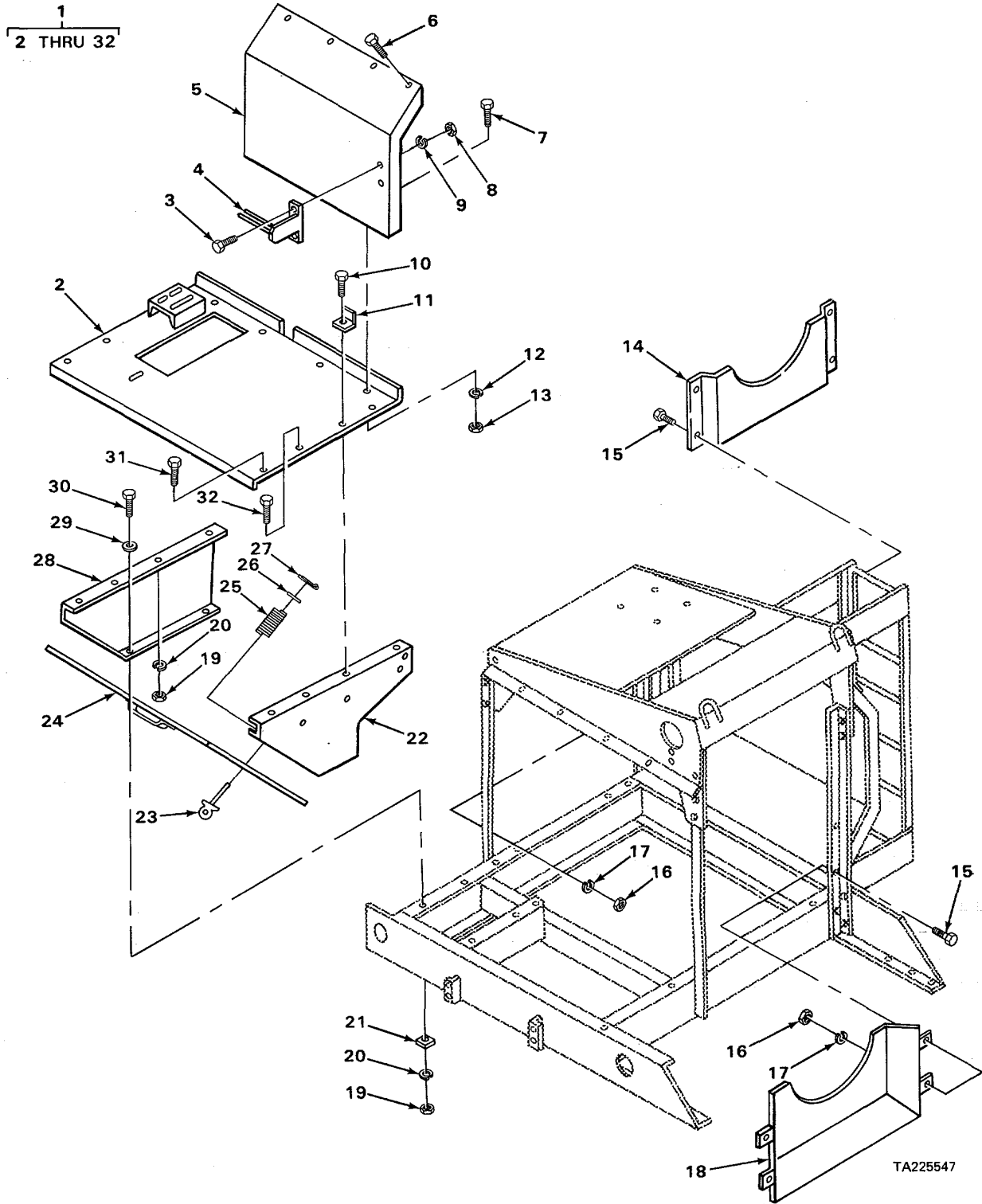


FIGURE 39. ENGINE PLATFORM AND SPLASH GUARDS.

SECTION II

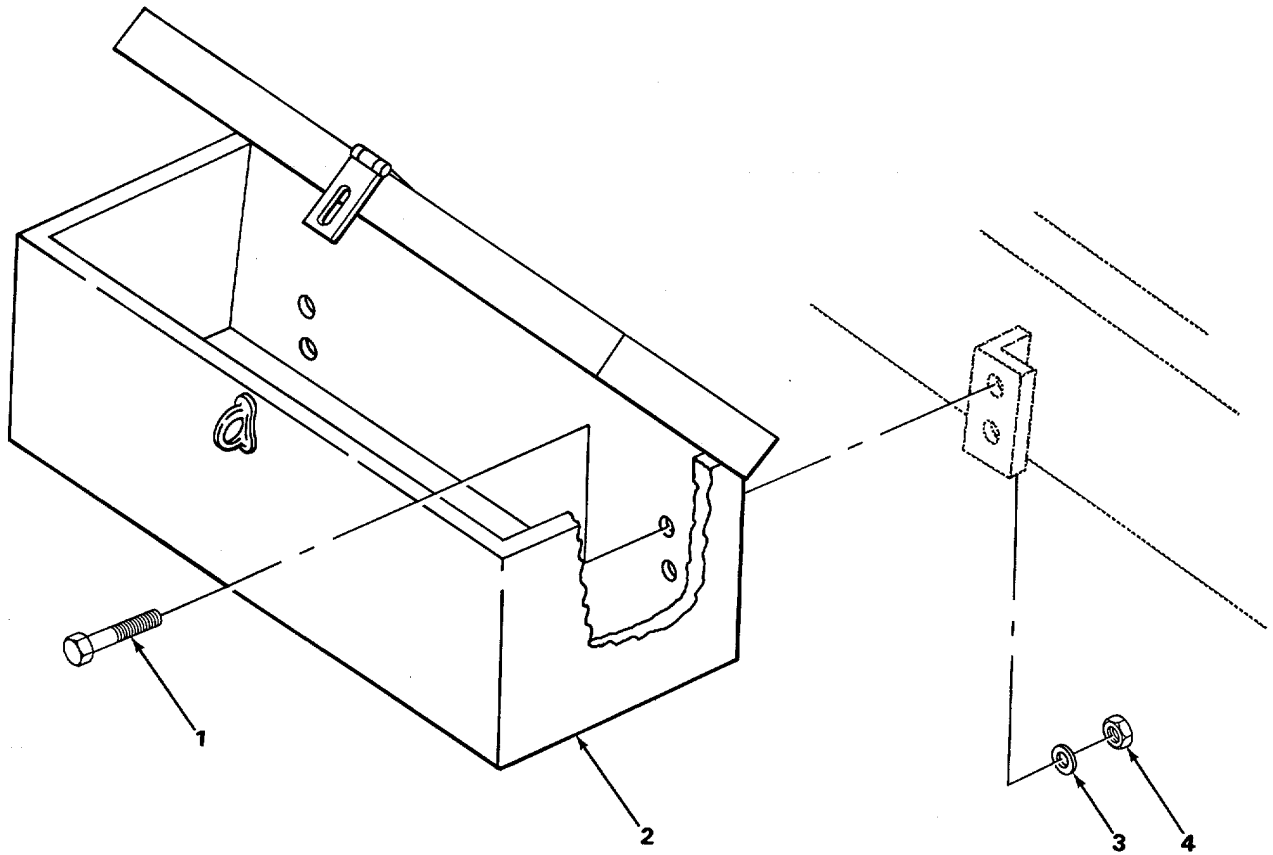
TM 5-3895-342-20P

(1) ILLUSTRATION		(2)	(3)	(4)	(5)	(6)	(7)	(8)
(a) FIG NO.	(b) ITEM NO.	SMR CODE	NATIONAL STOCK NUMBER	FSCM	PART NUMBER	DESCRIPTION USABLE ON CODE	U/M	QTY INC IN UNIT
1801 (CONT)								
39	1	XDOOO		55643	YC03728-000	UPPER HOIST AND FRAME.....	EA	1
39	2	XDOZZ		55643	YC05037-000	SUPPORT MOTOR TOP PLATE	EA	1
39	3	PAOZZ	5305-00-269-3210	96906	MS90725-59	.SCREW, CAP HEXAGON	EA	2
39	4	XDOZZ		55643	XC11360-00	.GUIDE, CABLE	EA	1
39	5	XDOZZ		55643	YC05039-000	GUARD	EA	1
39	6	PAOZZ	5305-00-044-4153	96906	MS90725-109	.SCREW, CAP, HEXAGON H	EA	4
39	7	PFOZZ	5305-00-915-8087	96906	MS18154-113	.BOLT, MACHINE HEXAGO.....	EA	4
39	8	PAOZZ	5310-00-732-0558	96906	MS51967-8	.NUT, PLAIN, HEXAGON	EA	2
39	9	PAOZZ	5310-00-261-7340	96906	MS35338-8	.WASHER, LOCK	EA	2
39	10	PAOZZ	5305-00-724-5910	96906	MS90725-162	.SCREW, CAP, HEXAGON H	EA	2
39	11	XDOZZ		55643	XC11352-000	.STOP,COVER	EA	2
39	12	PAOZZ	5310-00-003-4094	96906	MS35338-48	.WASHER,LOCK	EA	4
39	13	PFOZZ	5310-00-768-0318	24617	9413509	.NUT,HEXAGON.....	EA	4
39	14	XDOZZ		55643	WC01235-00	.GUARD,SPLASH DISCHARGE SIDE	EA	1
39	15	PAOZZ	5306-00-225-8497	96906	MS90725-32	.BOLT MACHINE	EA	8
39	16	PAOZZ	5310-00-880-7744	96906	MS51967-5	.NUT, PLAIN HEXAGON	EA	8
39	17	PAOZZ	5310-00-407-9566	96906	MS35338-45	.WASHER,LOCK	EA	8
39	18	XDOZZ		55643	WC01234-000	.GUARD, SPLASH CHARGE SIDE	EA	1
39	19	PAOZZ	5310-00-763-8920	96906	MS51967-20	.NUT, PLAIN, HEXAGON	EA	10
39	20	PAOZZ	5310-00-820-6653	96906	MS35338-50	.WASHER LOCK	EA	10
39	21	XDOZZ		54275	HH00061-003	.WASHER, BEVEL.....	EA	4
39	22	XDOZZ		55643	YC05038-000	.SUPPORT MOTOR SIDE 2.....	EA	1
39	23	XDOZZ		55643	XC05724-000	.CLIP, HOLDDOWN	A	1
39	24	XDOZZ		55643	WC3100-000	.DOOR MOTOR SUPPORT	EA	1
39	25	PAOZZ	5360-00-235-7638	55643	XC05723-000	.SPRING, HELICAL.....	EA	1
39	26	PAOZZ	5310-00-209-1962	42280	61-0542-1	.WASHER, FLAT	EA	1
39	27	PAOZZ	5315-00-839-5822	96906	MS24665-353	.PIN, COTTER	EA	1
39	28	XDOZZ		55643	YC05043-000	.SUPPORT MOTOR SIDE 1.....	EA	1
39	29	PAOZZ	5310-00-823-8803	96906	MS27183-21	.WASHER, FLAT	EA	4

SECTION II

TM 5-3895-342-20P

(1) ILLUSTRATION		(2)	(3)	(4)	(5)	(6)	(7)	(8)
(a) FIG NO.	(b) ITEM NO.	SMR CODE	NATIONAL STOCK NUMBER	FSCM	PART NUMBER	DESCRIPTION <i>USABLE ON CODE</i>	U/M	QTY INC IN UNIT
						1801(CONT)		
39	30	PAOZZ	5305-00-724-5911	96906	MS90725-163	SCREW HEXAGON HEAD	EA	4
39	31	PAOZZ	5305-00-044-5503	96906	MS90725-160	.SCREW,CAP,HEXAGON H	EA	4
39	32	PAOZZ	5305-00-051-0827	96906	MS90725-164	.SCREW,CAP,HEXAGON H	EA	2



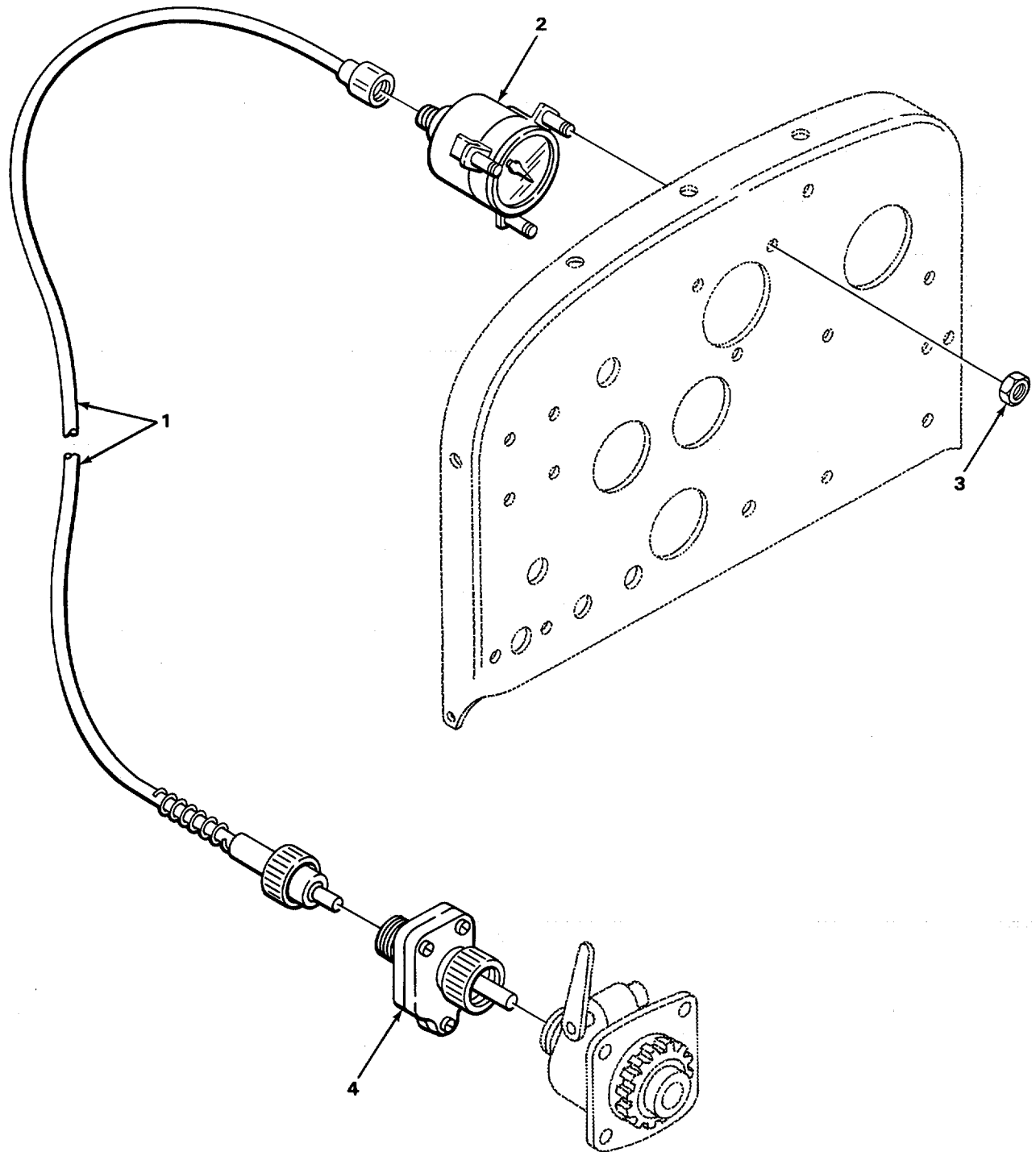
TA225548

FIGURE 40. TOOL BOX AND MOUNTING HARDWARE.

SECTION II

TM 5-3895-342-20P

(1) ILLUSTRATION		(2)	(3)	(4)	(5)	(6)	(7)	(8)
(a) FIG NO.	(b) ITEM NO.	SMR CODE	NATIONAL STOCK NUMBER	FSCM	PART NUMBER	DESCRIPTION <i>USABLE ON CODE</i>	U/M	QTY INC IN UNIT
						1808-STOWAGE RACKS, BOXES, STRAPS, CARRYING CASES, CABLE REELS, HOSE REELS, ETC.		
40	1	PAOZZ	5305-00-115-9526	96906	MS18154-58	SCREW, HEXAGON, HE	EA	4
40	2	XBOZZ		55643	WC03088-000	BOX, TOOL.....	EA	1
40	3	PAOZZ	5310-00-823-8803	96906	MS27183-21	WASHER, FLAT	EA	4
40	4	PAOZZ	5310-00-732-0558	96906	MS51967-8	NUT, PLAIN, HEXAGON	EA	4



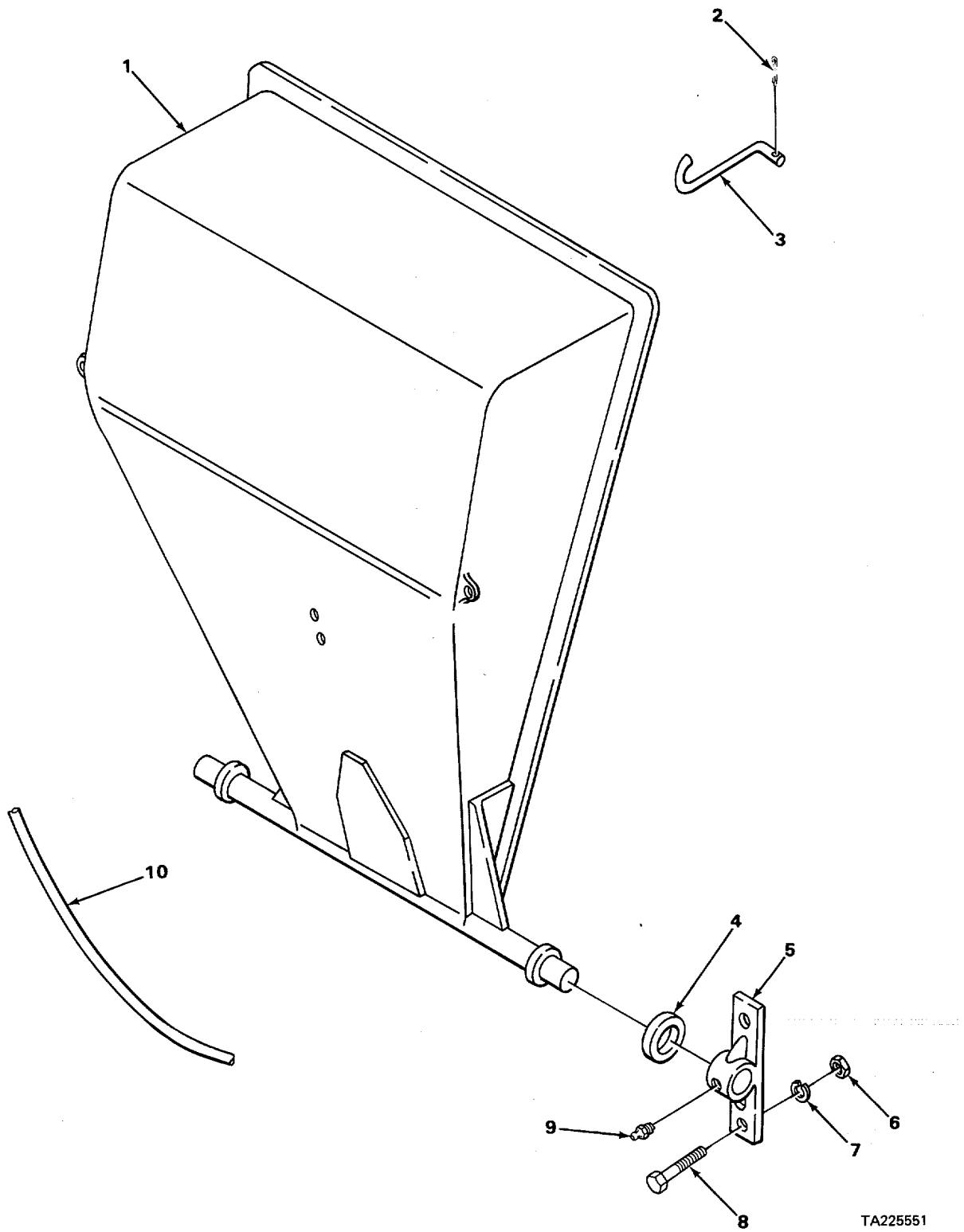
TA225550

FIGURE 41. HOURMETER TACHOMETER.

SECTION II

TM 5-3895-342-20P

(1) ILLUSTRATION		(2)	(3)	(4)	(5)	(6)	(7)	(8)
(a) FIG NO.	(b) ITEM NO.	SMR CODE	NATIONAL STOCK NUMBER	FSCM	PART NUMBER	DESCRIPTION <i>USABLE ON CODE</i>	U/M	QTY INC IN UNIT
						GROUP 47-GAGES (NON ELECTRICAL) 4701-INSTRUMENTS (SPEED AND DISTANCE)		
41	1	PAOZZ	6680-00-678-1437	57733	44612530-1-2	SHAFT ASSEMBLY, FLEX TACHOMETER DRIVE.....	EA	1
41	2	PBOZZ	6680-00-563-8060	57733	551AMB	TACHOMETER, MECHANIC.....	EA	1
41	3	PAOZZ	5310-00-934-9757	96906	MS35649-282	NUT, PLAIN HEXAGON TACHOMETER MOUNTING .	EA	3
41	4	PBOZZ	6680-00-342-3392	57733	777-D	ADAPTER, TACHOMETER.....	EA	1



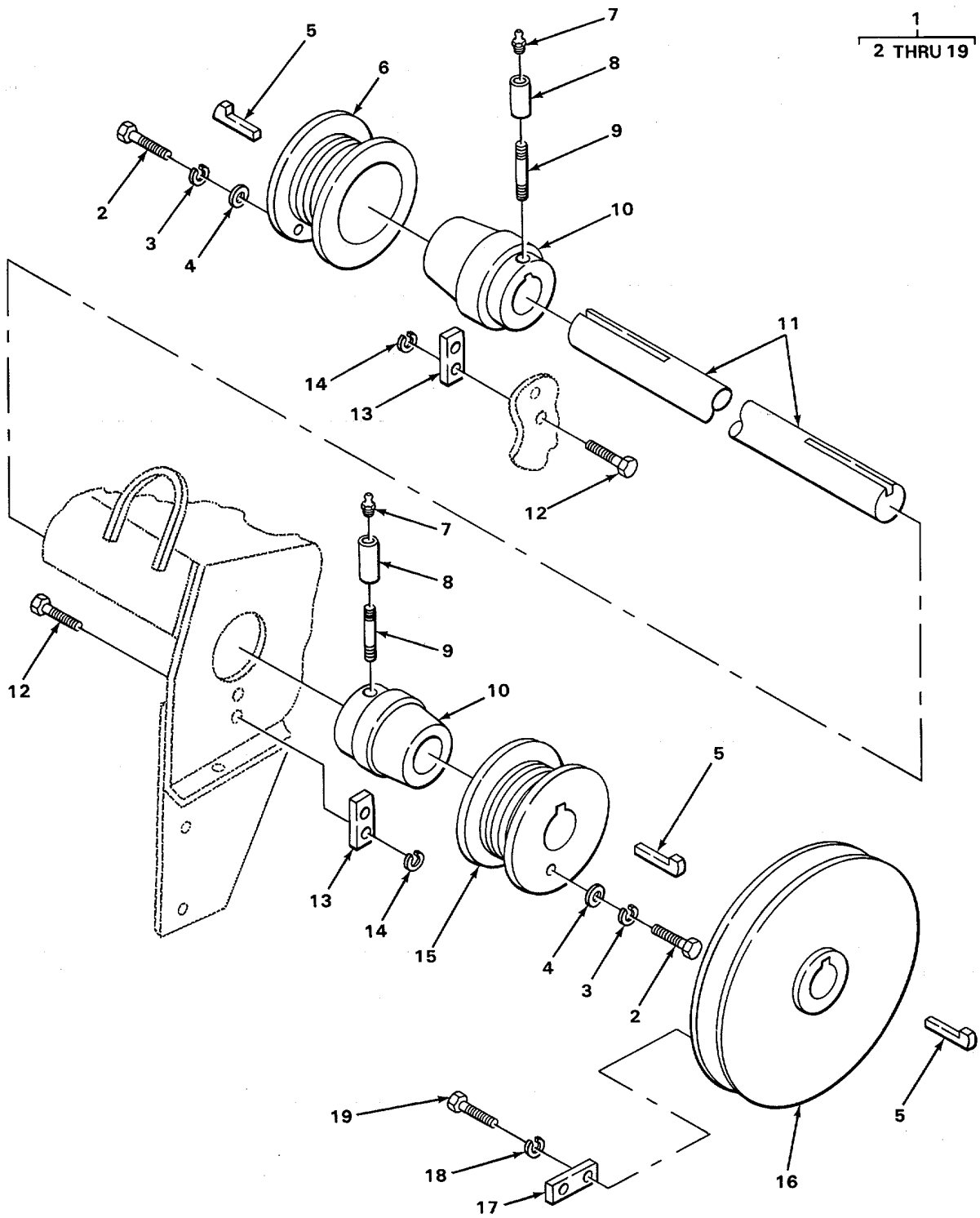
TA225551

FIGURE 42. POWER LOADING SKIP.

SECTION II

TM 5-3895-342-20P

(1) ILLUSTRATION		(2)	(3)	(4)	(5)	(6)	(7)	(8)
(a) FIG NO.	(b) ITEM NO.	SMR CODE	NATIONAL STOCK NUMBER	FSCM	PART NUMBER	DESCRIPTION <i>USABLE ON CODE</i>	U/M	QTY INC IN UNIT
						GROUP 73-CONCRETE AND ASPHALT EQUIPMENT COMPONENTS 7301-POWER LOADER SKIP		
42	2	XDOZZ		55643	HH00020-127	COTTER PIN	EA	1
42	3	XDOZZ		55643	XC07737-000	HOOK, SKIP.....	EA	1
42	9	XDOZZ		95899	1610	GREASE FITTING	EA	2



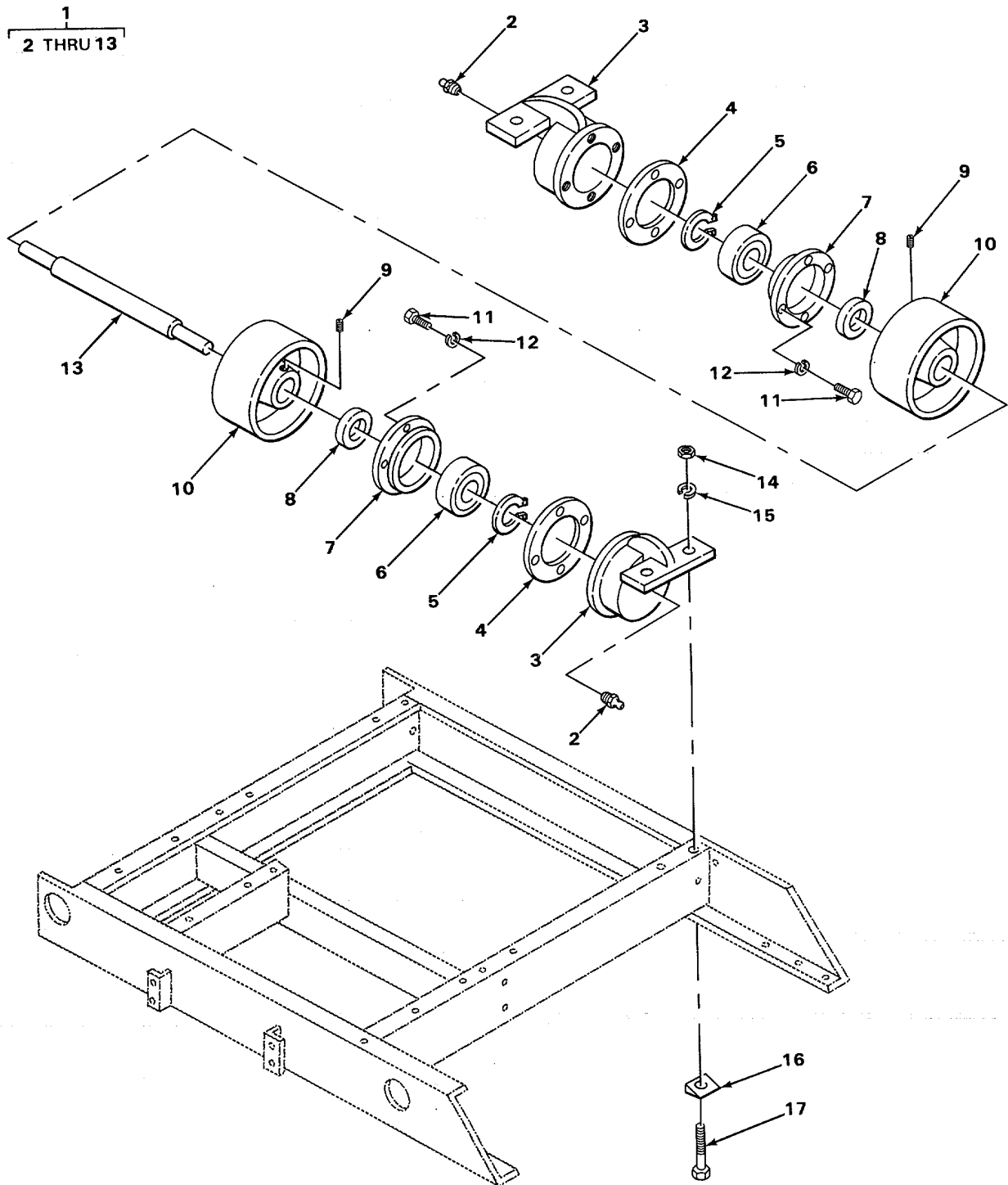
TA225552

FIGURE 43. UPPER HOIST.

SECTION II

TM 5-3895-342-20P

(1) ILLUSTRATION		(2)	(3)	(4)	(5)	(6)	(7)	(8)
(a) FIG NO.	(b) ITEM NO.	SMR CODE	NATIONAL STOCK NUMBER	FSCM	PART NUMBER	DESCRIPTION <i>USABLE ON CODE</i>	U/M	QTY INC IN UNIT
						7301 (CONT)		
43	7	XDOZZ		70270	HH00231-001	FITTING, GREASE.....	EA	2
43	8	XDOZZ		19207	192086	COUPLING	EA	2
43	9	XDOZZ		53239	37766	NIPPLE, PIPE.....	EA	2



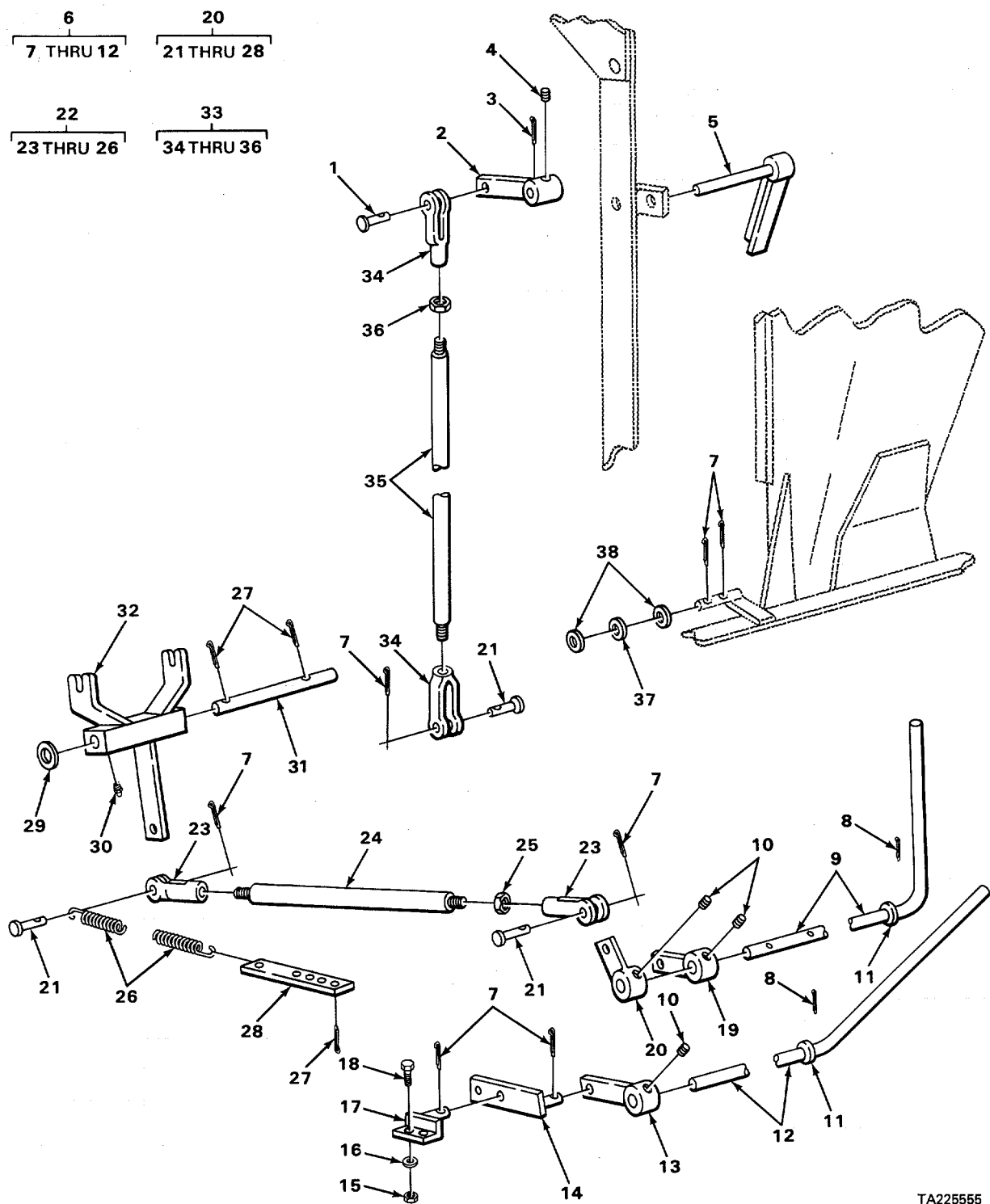
TA225554

FIGURE 44. DRUM ROLLERS.

SECTION II

TM 5-3895-342-20P

(1) ILLUSTRATION		(2)	(3)	(4)	(5)	(6)	(7)	(8)
(a) FIG NO.	(b) ITEM NO.	SMR CODE	NATIONAL STOCK NUMBER	FSCM	PART NUMBER	DESCRIPTION <i>USABLE ON CODE</i>	U/M	QTY INC IN UNIT
44	2	PAOZZ	4730-00-245-0413	96906	MS15006-3	7302-DRUMS FITTING, LUBRICATION.....	EA	2

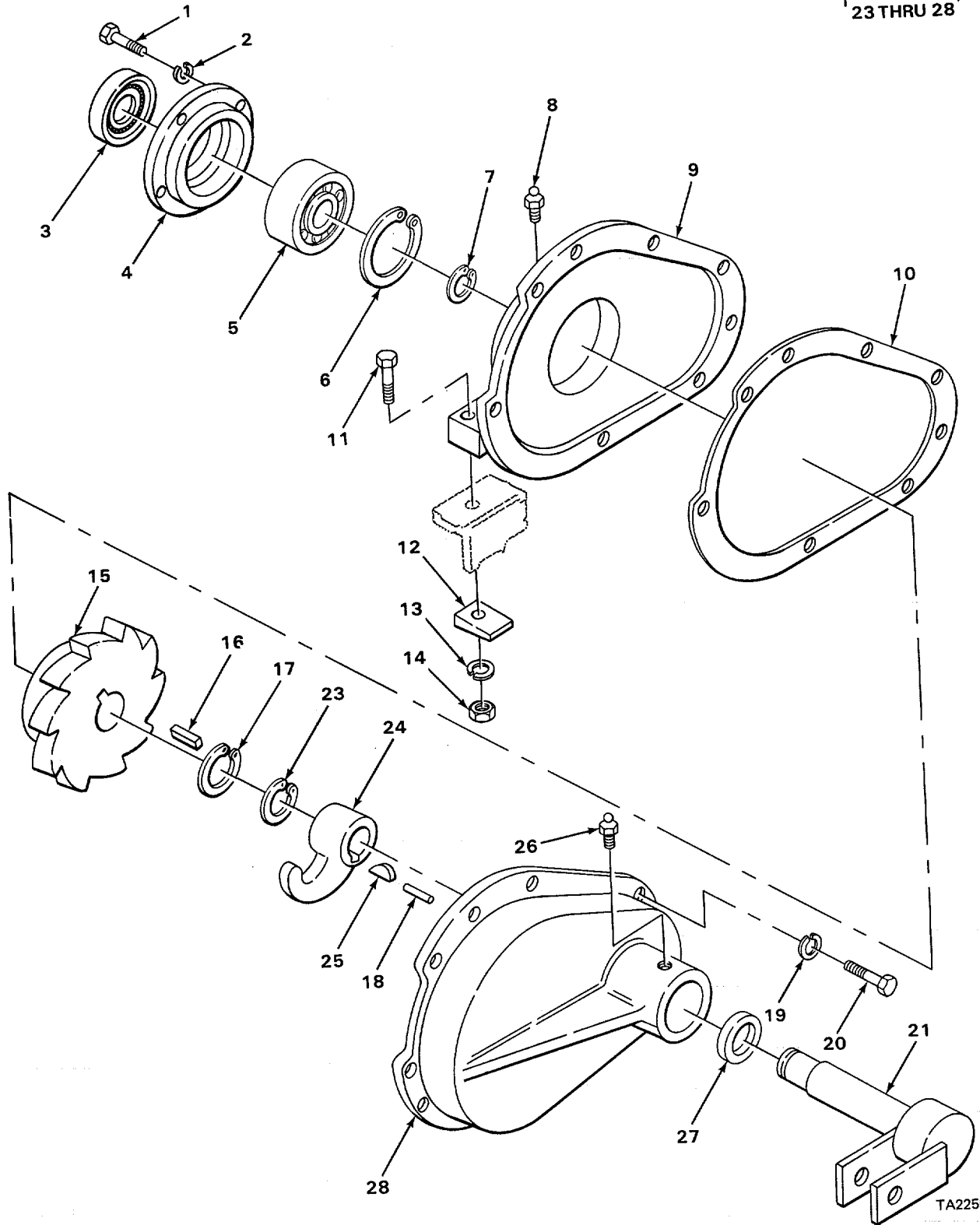


TA225555

FIGURE 45. CONTROLS AND OPERATING LEVERS.

(1) ILLUSTRATION		(2)	(3)	(4)	(5)	(6)	(7)	(8)
(a) FIG NO.	(b) ITEM NO.	SMR CODE	NATIONAL STOCK NUMBER	FSCM	PART NUMBER	DESCRIPTION <i>USABLE ON CODE</i>	U/M	QTY INC IN UNIT
45	30	PAOZZ	4730-00-245-0413	96906	MS15006-3	7303-CONTROLS, MACHINERY FITTING	EA	1

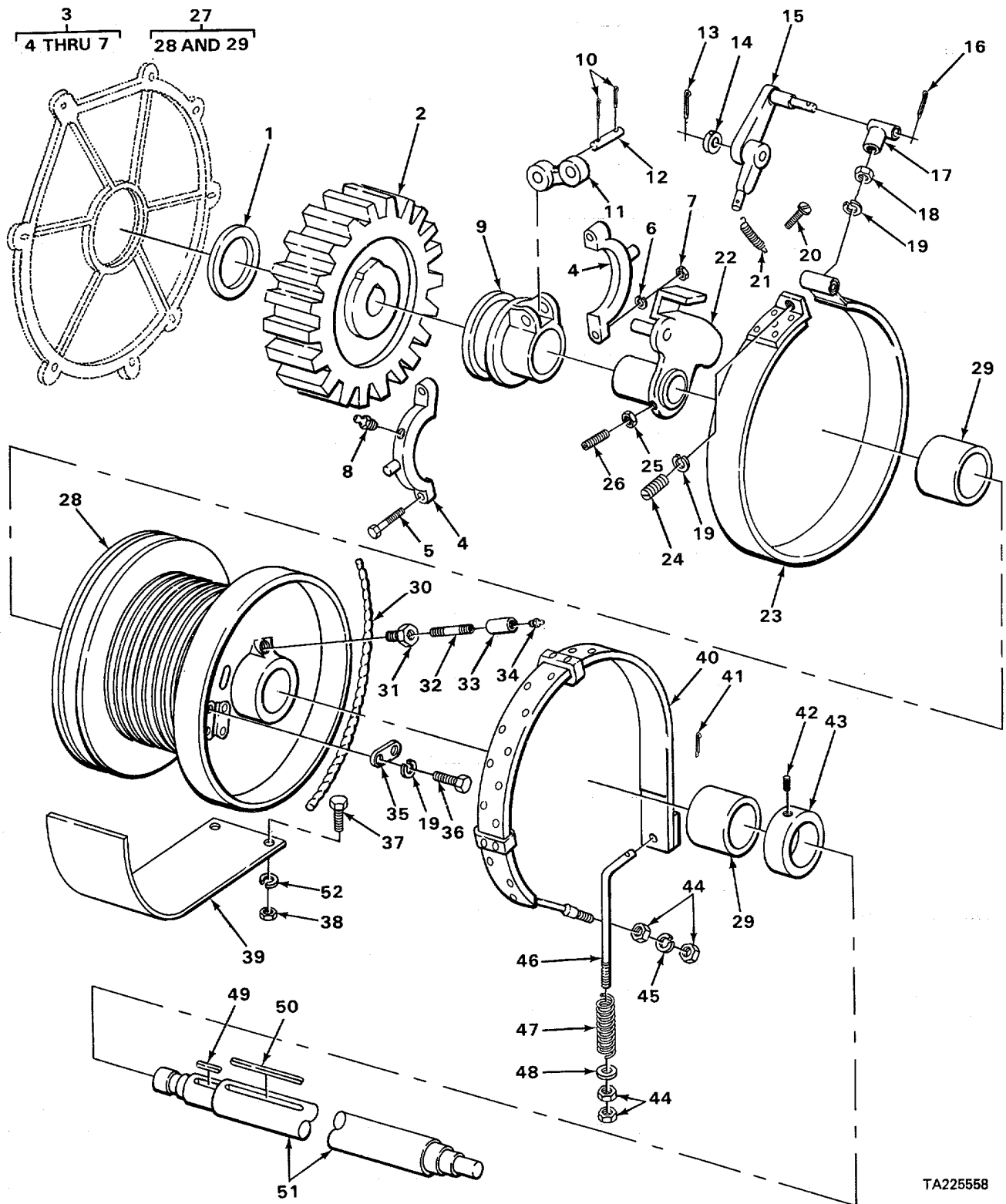
22
23 THRU 28



TA225556

FIGURE 46. VIBRATOR AND BEARING.

(1) ILLUSTRATION		(2)	(3)	(4)	(5)	(6)	(7)	(8)
(a) FIG NO.	(b) ITEM NO.	SMR CODE	NATIONAL STOCK NUMBER	FSCM	PART NUMBER	DESCRIPTION <i>USABLE ON CODE</i>	U/M	QTY INC IN UNIT
						7303(CONT)		
46	8	PAOZZ	4730-00-245-0413	96906	MS15006-3	FITTING,LUBRICATION.....	EA	1
46	26	PAOZZ	4730-00-245-0413	96906	MS15006-3	FITTING,LUBRICATION.....	EA	1



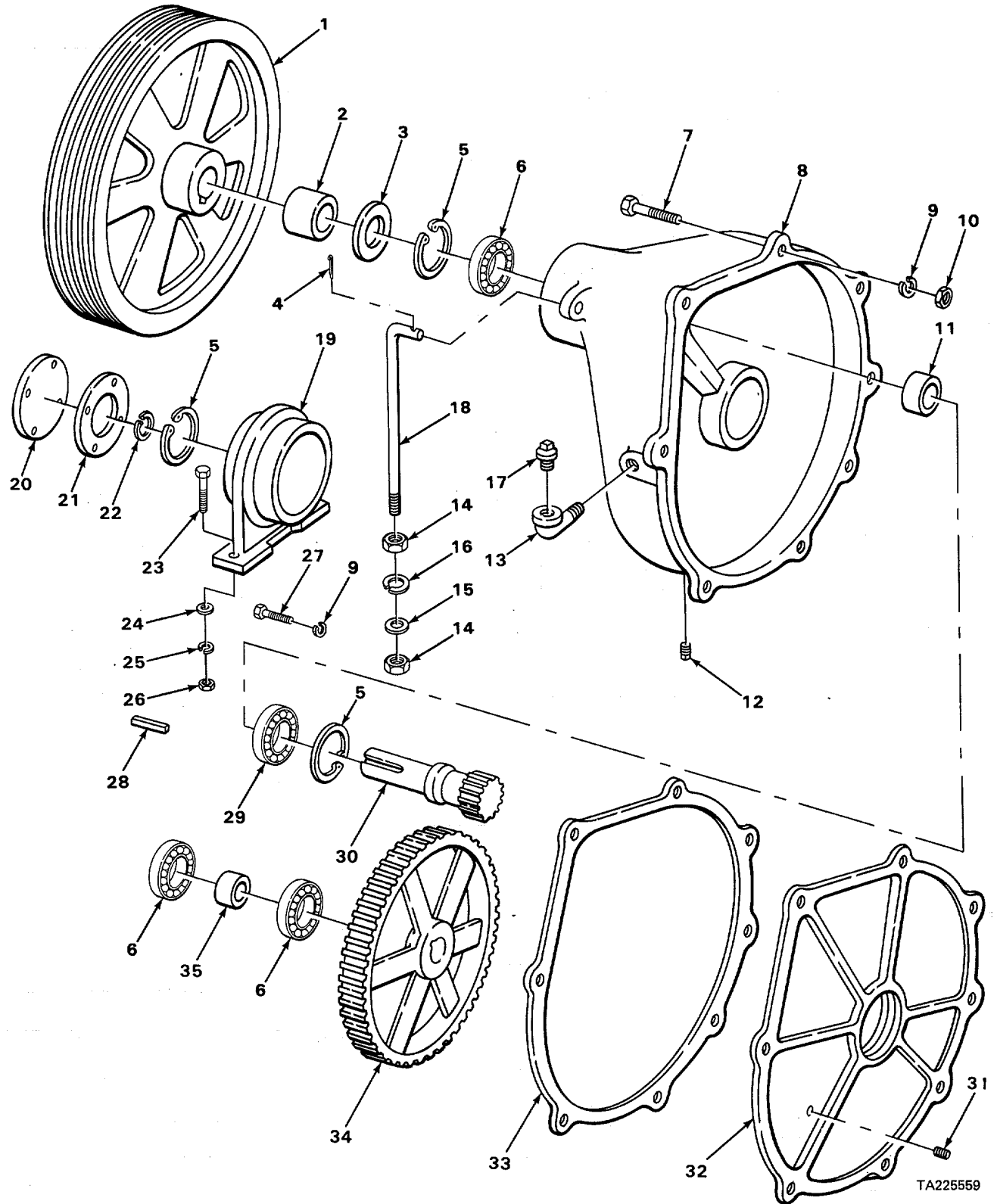
TA225558

FIGURE 47. HOIST ASSEMBLY.

SECTION II

TM 5-3895-342-20P

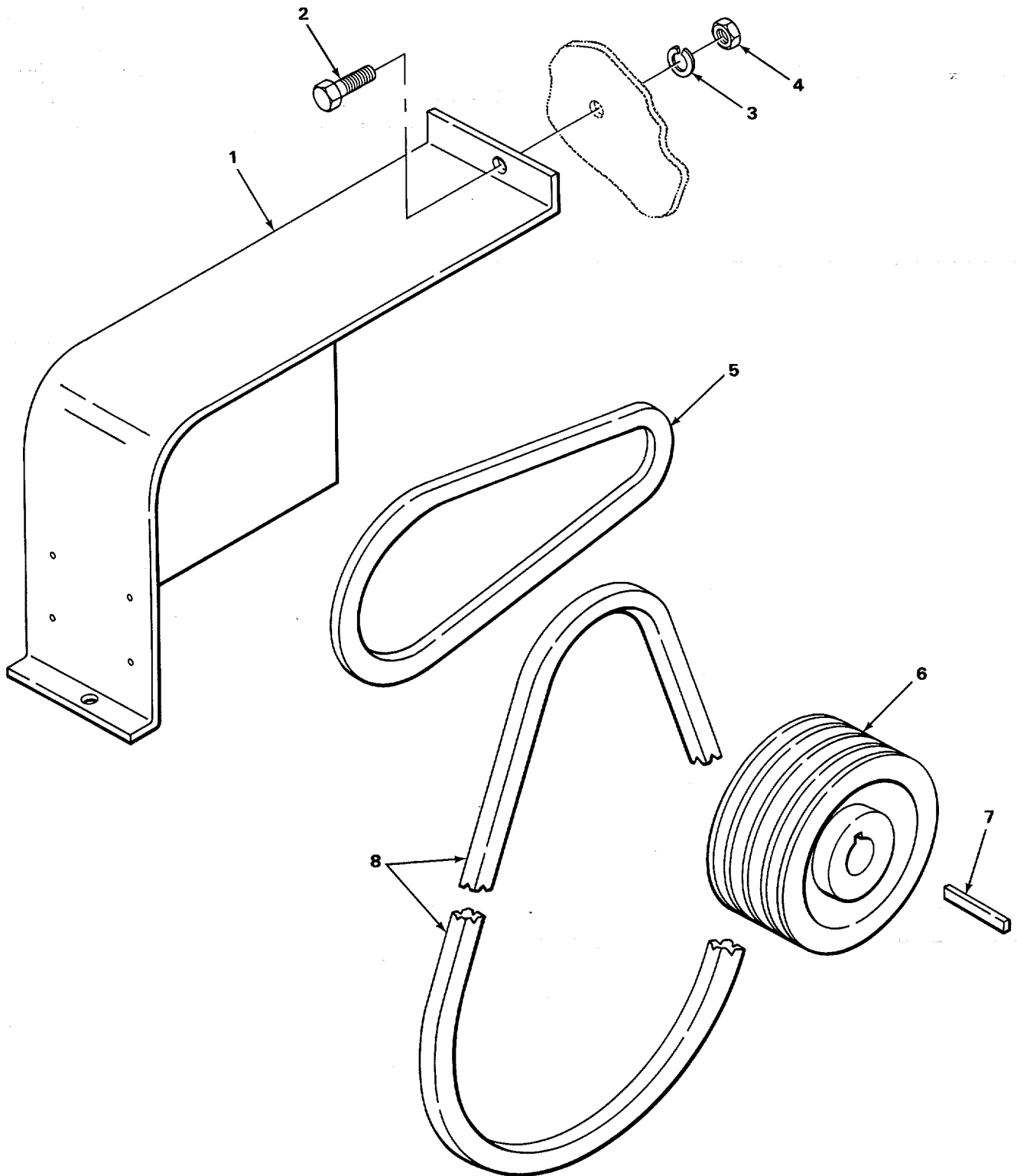
(1) ILLUSTRATION		(2)	(3)	(4)	(5)	(6)	(7)	(8)
(a) FIG NO.	(b) ITEM NO.	SMR CODE	NATIONAL STOCK NUMBER	FSCM	PART NUMBER	DESCRIPTION <i>USABLE ON CODE</i>	U/M	QTY INC IN UNIT
						7305-MAIN DRIVE		
47	8	PAOZZ	4730-00-050-4208	96906	MS15003-1	FITTING,LUBRICATION	EA	1
47	31	XDOZZ		54275	HH00194-015	BUSHING,PIPE	EA	1
47	32	PAOZZ	4730-00-196-1464	81348	WWN351	NIPPLE,PIPE	EA	1
47	33	XDOZZ		19207	192086	COUPLING,PIPE	EA	1
47	34	XDOZZ		95873	1612	FITTING,LUBRICATION	EA	1



TA225559

FIGURE 48. DRIVE ASSEMBLY.

(1) ILLUSTRATION		(2)	(3)	(4)	(5)	(6)	(7)	(8)
(a) FIG NO.	(b) ITEM NO.	SMR CODE	NATIONAL STOCK NUMBER	FSCM	PART NUMBER	DESCRIPTION <i>USABLE ON CODE</i>	U/M	QTY INC IN UNIT
						7305(CONT)		
48	12	PFOZZ		96906	MS20913-65	PLUG,PIPE	EA	1
48	13	PFOZZ		81349	MIL18174	ELBOW,PIPE	EA	1
48	17	XDOZZ		55643	HH00038-065	PLUG,VENT	EA	1
48	31	PAOZZ	4730-00-202-9170	76474	1-8PIPEPLUG	PLUG,PIPE	EA	1



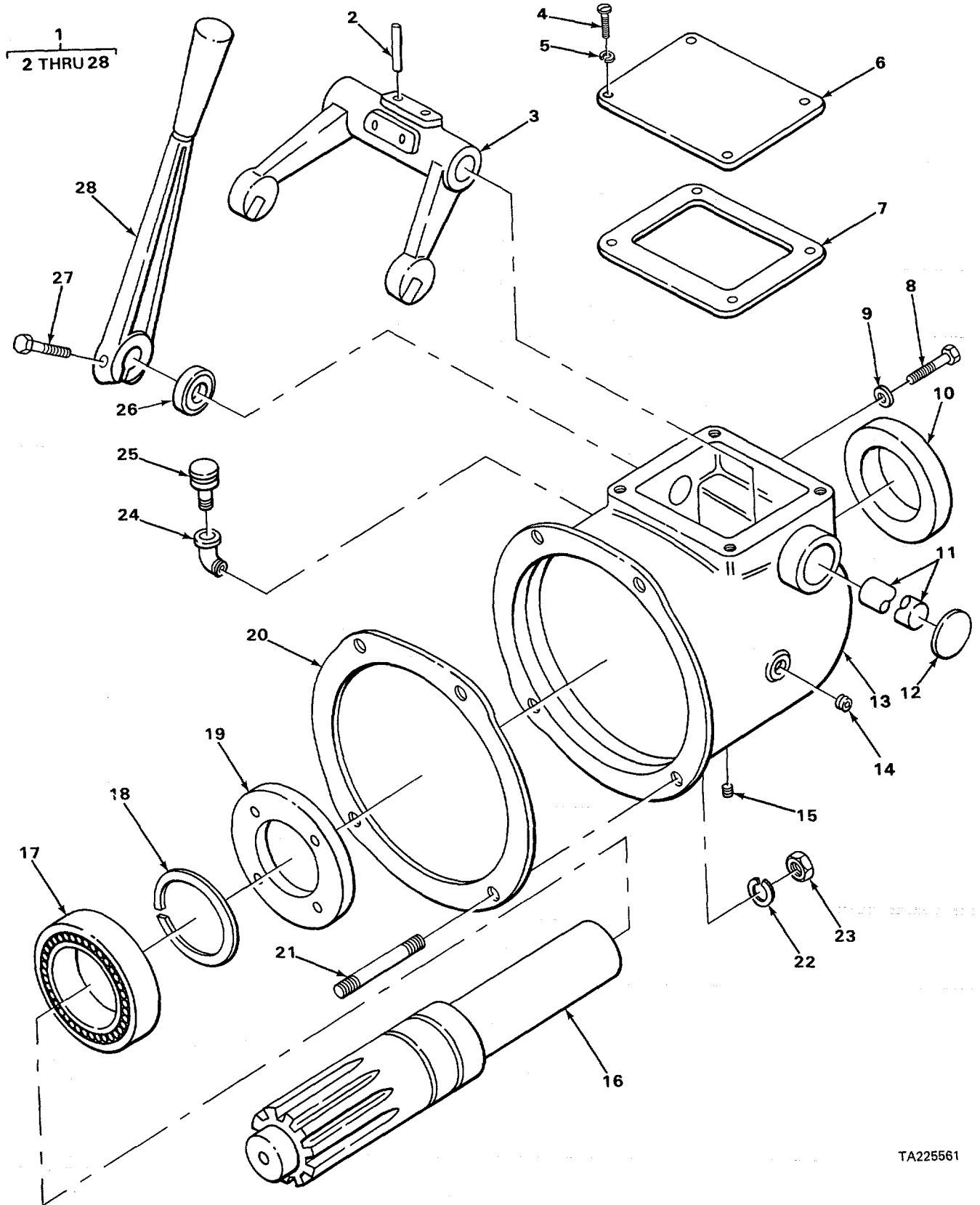
TA225560

FIGURE 49. DRIVE SHEAVE AND GUARD.

SECTION II

TM 5-3895-342-20P

(1) ILLUSTRATION		(2)	(3)	(4)	(5)	(6)	(7)	(8)
(a) FIG NO.	(b) ITEM NO.	SMR CODE	NATIONAL STOCK NUMBER	FSCM	PART NUMBER	DESCRIPTION <i>USABLE ON CODE</i>	U/M	QTY INC IN UNIT
						7305(CONT)		
49	1	XDOZZ		55643	WC03112-000	GUARD MOTOR BELT	EA	1
49	2	PAOZZ	5305-00-269-3210	96906	MS90725-59	SCREW,CAP,HEXAGON H	EA	2
49	3	PAOZZ	5310-00-209-0965	96906	MS35338-47	WASHER,LOCK	EA	2
49	4	PAOZZ	5310-00-732-0558	96906	MS51967-8	NUT,PLAIN,HEXAGON	EA	2
49	5	XDOZZ		55643	HH00032-013	BELTPUMP DRIVE	EA	1
49	8	XDOZZ		55643	HH00032-014	BELTHOIST DRIVE.....	EA	1



TA225561

FIGURE 50. POWER TAKE OFF ASSEMBLY

SECTION II

TM 5-3895-342-20P

(1) ILLUSTRATION		(2)	(3)	(4)	(5)	(6)	(7)	(8)
(a) FIG NO.	(b) ITEM NO.	SMR CODE	NATIONAL STOCK NUMBER	FSCM	PART NUMBER	DESCRIPTION <i>USABLE ON CODE</i>	U/M	QTY INC IN UNIT
						7305(CONT)		
50	4	PAOZZ	5305-00-988-1724	96906	MS35206-280	SCREW,MACHINECOVER HOUSING	EA	4
50	5	PAOZZ	5310-00-582-5965	96906	MS35338-44	WASHER,LOCKCOVER HOUSING	EA	4
50	6	XDOZZ		30029	BH158	COVER CLUTCH INSPECTION	EA	1
50	7	PAOZZ	5330-00-842-4843	66289	QD652	CORK SHEETCOVER	EA	1
50	14	PAOZZ	4730-00-221-2136	96906	MS20913-1S	PIPE PLUGOIL LEVEL HOLE	EA	1
50	15	PAOZZ	4730-00-221-2137	96906	MS20913-2S	PIPE PLUG,MULTIAPPL OIL DRAIN HOLE	EA	1
50	24	PAOZZ	4730-00-249-3932	96906	MS39231-1	ELBOW PIPE	EA	1
50	25	PFOZZ	2805-00-447-9198	66289	L044	BREATHER	EA	1
50	27	PAOZZ	5305-00-269-3214	96906	MS90725-64	SCREW,CAP,HEXAGON H CLUTCH LEVER	EA	1
50	28	PFOZZ	2520-00-424-2837	66289	VB-55-1	LEVER,CLUTCH ENGAGING	EA	1

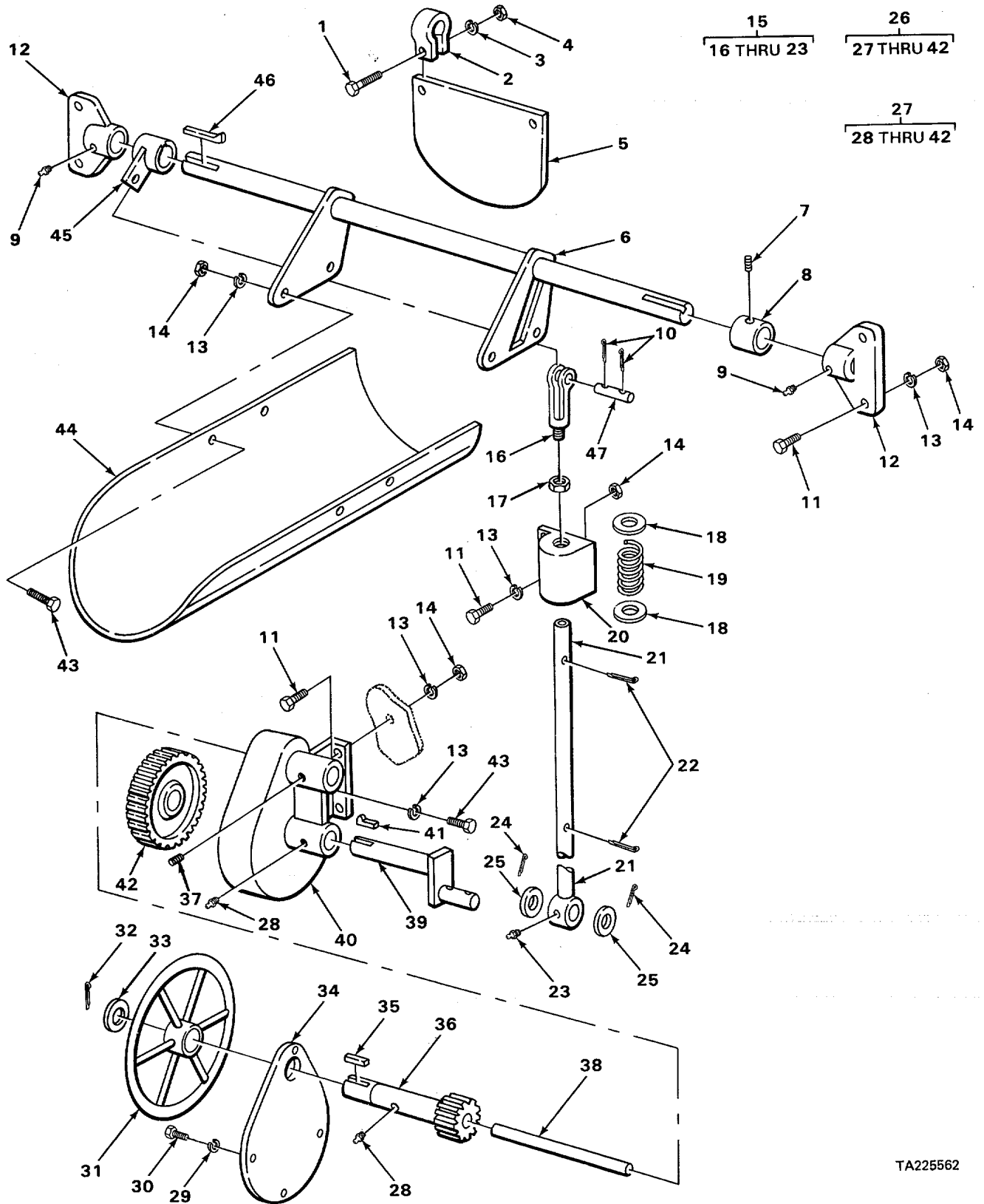


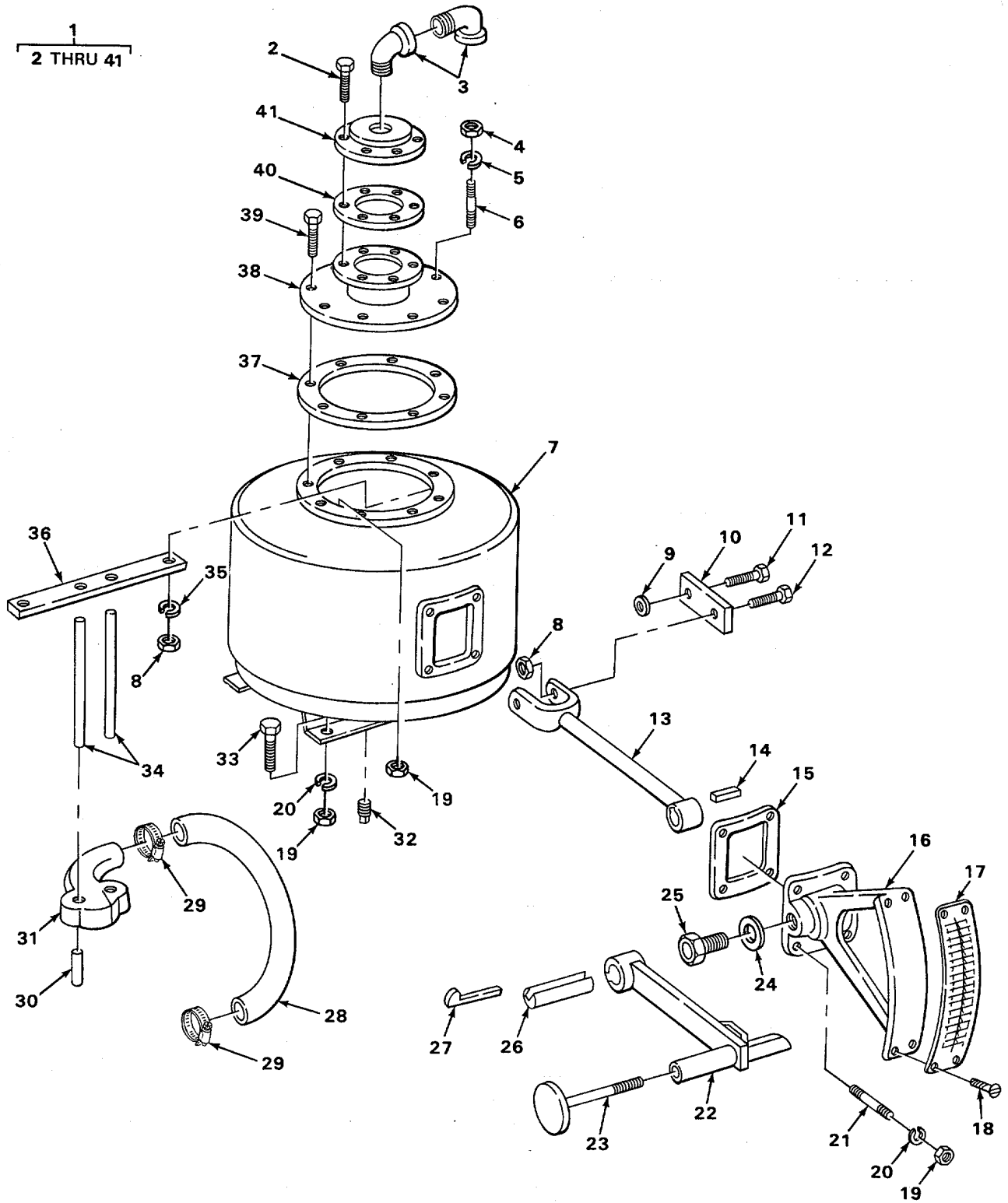
FIGURE 51. DISCHARGE

SECTION II

TM 5-3895-342-20P

(1) ILLUSTRATION		(2)	(3)	(4)	(5)	(6)	(7)	(8)
(a) FIG NO.	(b) ITEM NO.	SMR CODE	NATIONAL STOCK NUMBER	FSCM	PART NUMBER	DESCRIPTION <i>USABLE ON CODE</i>	U/M	QTY INC IN UNIT
						7312-FEEDER OR CONVEYOR DISCHARGE		
51	9	PAOZZ	4730-00-050-4208	96906	MS15003-1	FITTING,LUBRICATION	EA	2
51	23	PAOZZ	4730-00-050-4203	96906	MS15001-1	FITTING,LUBRICATION	EA	1
51	28	PAOZZ	4730-00-050-4208	96906	MS15003-1	FITTING,LUBRICATION	EA	2

1
2 THRU 41



TA225563

FIGURE 52. WATER TANK ASSEMBLY.

SECTION II

TM 5-3895-342-20P

(1) ILLUSTRATION		(2)	(3)	(4)	(5)	(6)	(7)	(8)
(a) FIG NO.	(b) ITEM NO.	SMR CODE	NATIONAL STOCK NUMBER	FSCM	PART NUMBER	DESCRIPTION <i>USABLE ON CODE</i>	U/M	QTY INC IN UNIT
						7319-WATER SYSTEM		
52	2	PAOZZ	5306-00-225-8498	96906	MS90725-33	BOLT,MACHINE	EA	6
52	3	XDOZZ		81348	WW521TYPE1	ELBOW,PIPE	EA	2
52	4	PAOZZ	5310-00-732-0558	96906	MS51967-8	NUT,PLAIN HEXAGON	EA	2
52	5	PAOZZ	5310-00-261-7340	96906	MS35338-8	WASHER,LOCK	EA	2
52	6	XDOZZ		55643	XC02626-039	STUD.....	EA	2
52	37	PAOZZ	5330-00-194-4762	55643	XM00214-000	GASKET WATER TANK	EA	1
52	38	XDOZZ		30029	WC03099-000	COVER SYPHON TANK	EA	1
52	39	PAOZZ	5305-00-269-3213	96906	MS90725-62	SCREW,CAP,HEXAGON H	EA	8
52	40	PFOZZ	5330-00-194-4465	55643	XC11304-000	GASKET VENT VALVE	EA	1
52	41	PFOZZ	4820-00-033-5067	55643	XC11279-000	VALVE ASSEMBLY	EA	1

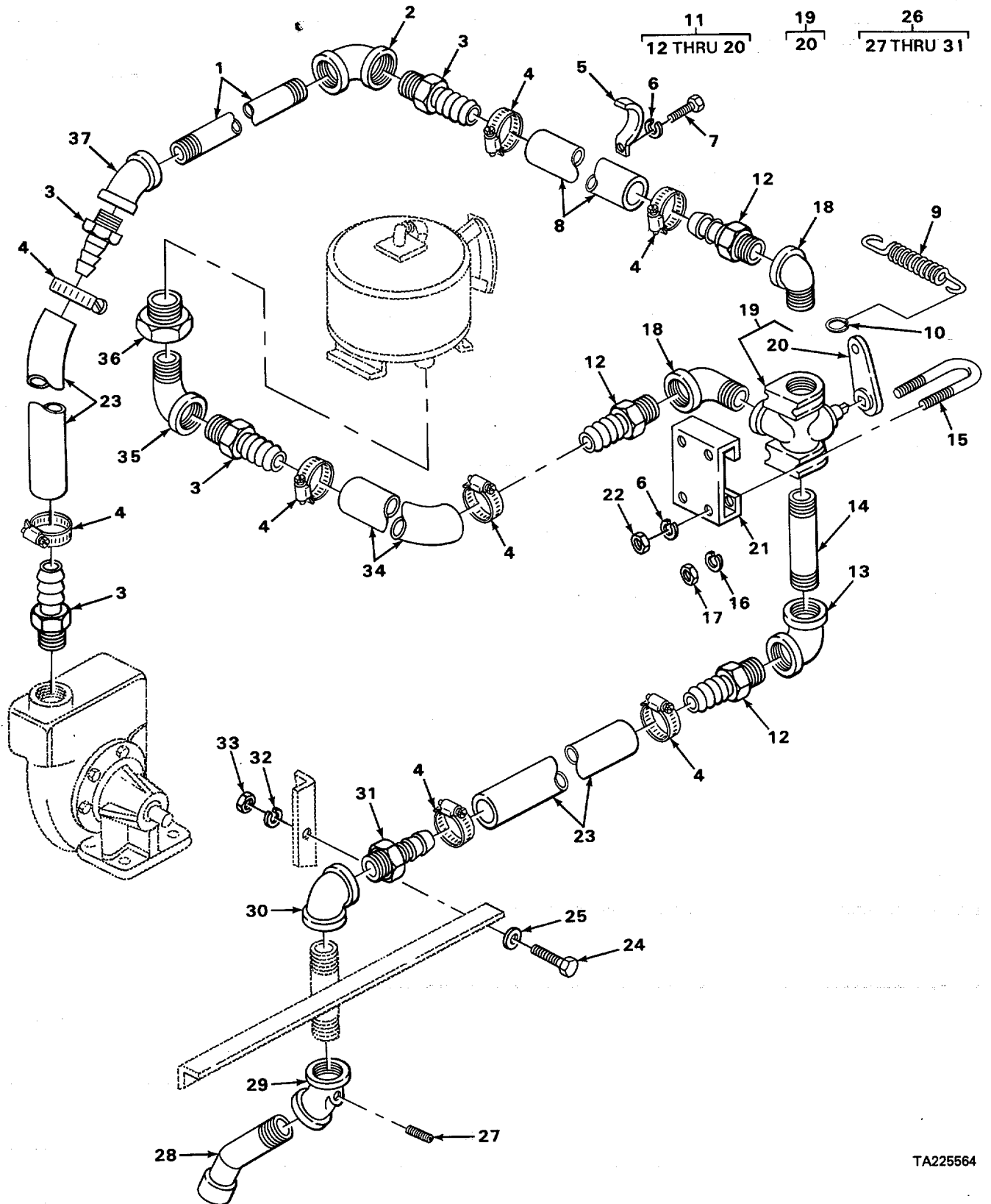


FIGURE 53. WATER SYSTEM.

SECTION II

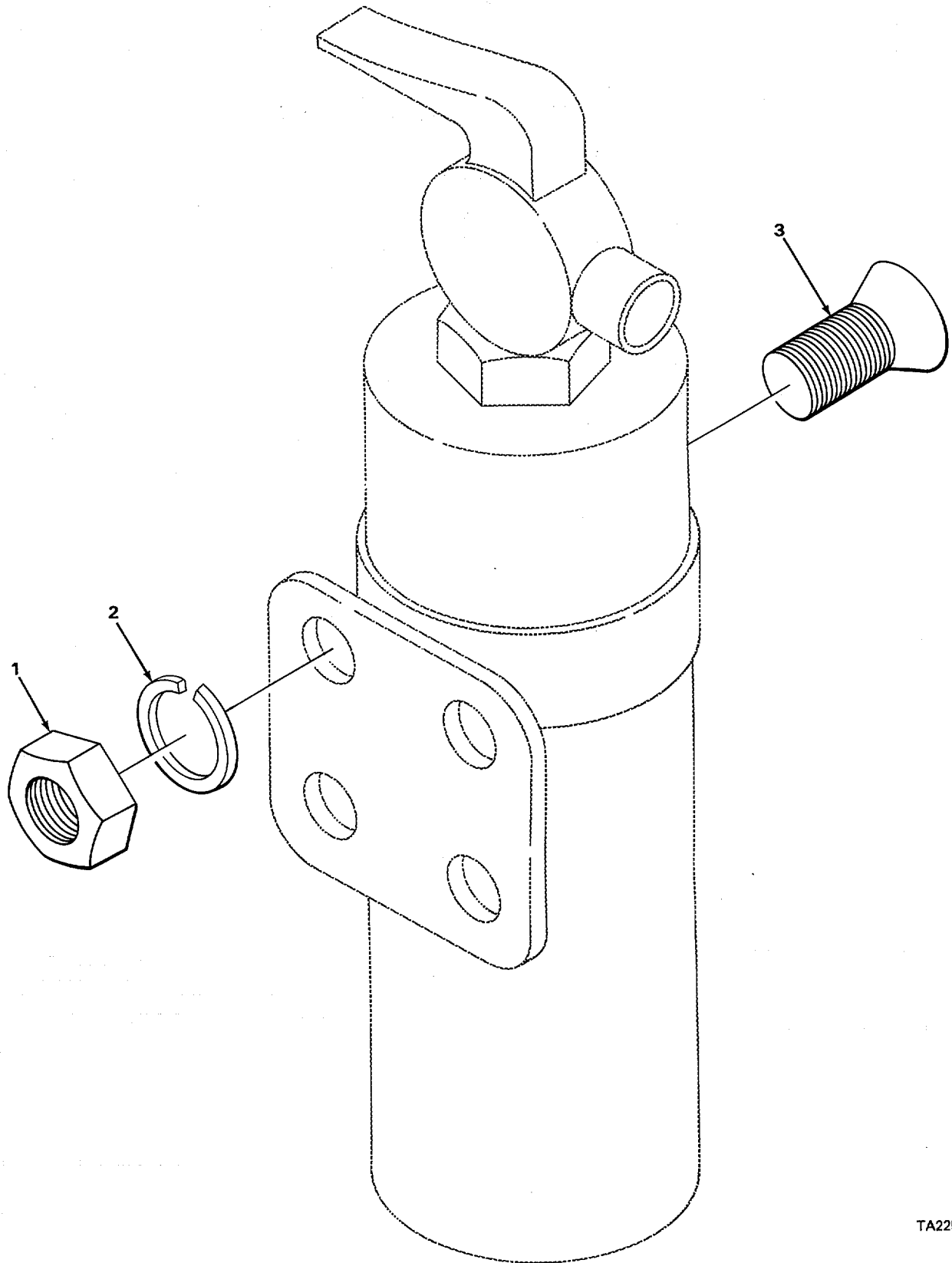
TM 5-3895-342-20P

(1) ILLUSTRATION		(2)	(3)	(4)	(5)	(6)	(7)	(8)
(a) FIG NO.	(b) ITEM NO.	SMR CODE	NATIONAL STOCK NUMBER	FSCM	PART NUMBER	DESCRIPTION <i>USABLE ON CODE</i>	U/M	QTY INC IN UNIT
						7319(CONT)		
53	1	XDOZZ		55643	HH00255-263	PIPE TUBE	EA	1
53	2	XDOZZ		55643	HH00053-008	ELBOW PIPE	EA	1
53	3	XDOZZ		55643	XB01840-001	NIPPLE HOSE.....	EA	4
53	4	XDOZZ		55643	HH00047-019	CLAMP,HOSE	EA	8
53	5	XDOZZ		55643	XC11273-000	CLIP WATER HOSE	EA	1
53	6	PAOZZ	5310-00-003-4094	96906	MS35338-48	WASHER,LOCK	EA	8
53	7	PFOZZ	5305-00-915-8087	96906	MS18154-113	SCREW,CAP HEXAGON H	EA	2
53	8	PAOZZ	4720-01-098-0136	24161	76WI 1/2	HOSE,NONMETALLIC.....	EA	1
53	9	PAOZZ	5360-00-194-7508	55643	XC11306-000	SPRING,HELICAL COMP	EA	1
53	10	PFOZZ	5120-00-078-3215	55643	XC11307-000	RING,SNAP	EA	1
53	11	XBOOO		55643	WC03117-000	WATER TERMINAL ASSEMBLY	EA	1
53	12	XDOZZ		55643	XB01840-001	.NIPPLE,HOSE	EA	2
53	13	XDOZZ		55643	HH00053-008	.STANDARD ELBOW	EA	1
53	14	XDOZZ		55643	HH00052-106	.NIPPLE,PIPE	EA	1
53	15	XDOZZ		55643	XC11294-000	.U-BOLT	EA	1
53	16	PAOZZ	5310-00-261-7340	96906	MS35338-8	.WASHER,LOCK	EA	2
53	17	PAOZZ	5310-00-732-0558	96906	MS51967-8	.NUT,PLAIN,HEXAGON	EA	2
53	18	XDOZZ		55643	HH00048-008	.STREET ELBOW	EA	2
53	19	XDOOO		55643	XC11303-000	.VALVE,WATER	EA	1
53	20	PFOZZ	5120-00-078-3217	55643	XC11305-000	..WRENCH,WATER VALVE	EA	1
53	21	XDOZZ		55643	XC11296-000	BRACKET WATER VALVE	EA	1
53	22	PFOZZ	5310-00-768-0318	24617	9413509	NUT,HEXAGONEA	4
53	23	PAOZZ	4720-01-098-0136	24161	76WI 1/2	HOSE,NONMETALLIC	EA	2
53	24	PAOZZ	5305-00-044-5503	96906	MS90725-160	SCREW,CAP,HEXAGON H	EA	2
53	25	PAOZZ	5310-00-823-8803	96906	MS27183-21	WASHER,FLATEA	2
53	26	XBOFF		55643	WC03107-000	NOZZLE,WATER SUB-ASSEMBLY.....	EA	1
53	27	PAOZZ	5305-00-054-9271	96906	MS51955-36	.SET SCREW	EA	1
53	28	XDOZZ		55643	XC06654-000	.NOZZLE,WATER	EA	1
53	29	XDOZZ		55643	XC08068-000	.ELBOW	EA	1

SECTION II

TM 5-3895-342-20P

(1) ILLUSTRATION		(2)	(3)	(4)	(5)	(6)	(7)	(8)
(a) FIG NO.	(b) ITEM NO.	SMR CODE	NATIONAL STOCK NUMBER	FSCM	PART NUMBER	DESCRIPTION <i>USABLE ON CODE</i>	U/M	QTY INC IN UNIT
						7319(CONT)		
53	30	PAOZZ	4730-00-249-1521	84849	WWP521	.ELBOW,PIPE	EA	1
53	31	XDOZZ		55643	XB01840-001	NIPPLE HOSE	EA	1
53	32	PAOZZ	5310-00-820-6653	96906	MS35338-50	WASHER,LOCK	EA	2
53	33	PAOZZ	5310-00-763-8920	96906	MS51967-20	NUT,PLAIN,HEXAGON	EA	2
53	34	XDOZZ		55643	HH00637-006	HOSE,WATER	EA	1
53	35	XDOZZ		55643	HH00048-008	ELBOW,PIPE	EA	1
53	36	XDOZZ		54275	HH00088-027	BUSHING,REDUCING.....	EA	1
53	37	PAOZZ	4730-00-246-9191	81348	WWP521	ELBOW,PIPE	EA	1



TA225565

FIGURE 54. FIRE EXTINGUISHER MOUNTING.

(1) ILLUSTRATION		(2)	(3)	(4)	(5)	(6)	(7)	(8)
(a) FIG NO.	(b) ITEM NO.	SMR CODE	NATIONAL STOCK NUMBER	FSCM	PART NUMBER	DESCRIPTION <i>USABLE ON CODE</i>	U/M	QTY INC IN UNIT
						GROUP 76-FIRE FIGHTING EQUIPMENT 7638-PORTABLE FIRE FIGHTING EQUIPMENT		
54	1	XDOZZ		54275	HH00065-008	NUT,HEXAGON	EA	4
54	2	XDOZZ		54275	HH00022-003	LOCKWASHER.	EA	4
54	3	XDOZZ		54275	HH00012-050	SCREW,FLAT HEAD MAC	EA	4

NATIONAL STOCK NUMBER AND PART NUMBER INDEX

NATIONAL STOCK NUMBER	FIGURE NO.	ITEM NO.	NATIONAL STOCK NUMBER	FIGURE NO.	ITEM NO.
5310-00-003-4094	14	18	4730-00-202-9170	48	31
5310-00-003-4094	39	12	2940-00-202-9653	7	15
5310-00-003-4094	53	6	5310-00-205-9982	2	11
5315-00-011-9120	15	8	5306-00-206-1071	9	1
5310-00-012-0399	6	8	5310-00-209-0786	10	23
5307-00-025-7991	25	1	5310-00-209-0786	26	10
4820-00-033-5067	52	41	5310-00-209-0965	49	3
5305-00-044-4153	14	15	5310-00-209-1962	39	26
5305-00-044-4153	39	6	4730-00-221-2136	50	14
5305-00-044-5503	39	31	4730-00-221-2137	9	5
5305-00-044-5503	53	24	4730-00-221-2137	50	15
5310-00-045-3296	16	16	5305-00-225-3839	37	9
5310-00-045-3296	22	6	5306-00-225-8497	39	15
5340-00-050-1591	16	5	5306-00-225-8498	52	2
4730-00-050-4203	51	23	5306-00-225-8499	5	4
4730-00-050-4208	33	5	5306-00-226-4822	20	12
4730-00-050-4208	47	8	5306-00-226-4831	2	10
4730-00-050-4208	51	9	5310-00-227-7974	3	1
4730-00-050-4208	51	28	2920-00-233-8162	22	3
5305-00-051-0827	39	32	2920-00-233-8163	23	3
5305-00-052-7436	37	8	5360-00-235-7638	39	25
5305-00-054-9271	53	27	5315-00-236-8359	34	12
2590-00-064-4481	25	4	2920-00-237-0115	22	4
5305-00-068-0498	20	14	2920-00-237-0126	22	1
5305-00-068-0500	8	4	4730-00-245-0413	33	11
5305-00-068-0500	9	8	4730-00-245-0413	44	2
5305-00-068-0500	12	1	4730-00-245-0413	45	30
5305-00-068-0500	20	8	4730-00-245-0413	46	8
5305-00-068-0502	20	16	4730-00-245-0413	46	26
5305-00-068-0502	25	8	5360-00-246-7676	38	11
5120-00-078-3215	53	10	4730-00-246-9191	53	37
5120-00-078-3217	53	20	4730-00-249-1521	53	30
5310-00-087-7493	21	6	4730-00-249-3932	50	24
3110-00-100-0516	34	5	5360-00-253-7257	6	5
3110-00-100-0799	34	3	5310-00-261-7340	14	13
3110-00-100-3149	34	6	5310-00-261-7340	21	7
2930-00-106-2135	20	9	5310-00-261-7340	39	9
5305-00-115-9526	40	1	5310-00-261-7340	52	5
2920-00-132-0363	29	12	5310-00-261-7340	53	16
5305-00-133-3086	22	7	5310-00-262-3000	6	3
4730-00-142-2010	13	3	4730-00-268-3697	7	18
2910-00-142-2738	17	3	5305-00-269-3210	39	3
2940-00-161-7719	13	6	5305-00-269-3210	49	2
5330-00-171-7032	6	6	5305-00-269-3213	19	2
6680-00-173-2455	5	8	5305-00-269-3213	52	39
6150-00-175-6724	31	13	5305-00-269-3214	21	5
6150-00-175-6725	31	10	5305-00-269-3214	50	27
6150-00-175-6726	31	14	5305-00-269-3217	14	14
6680-00-176-0170	30	6	5305-00-269-3217	26	8
5330-00-187-2962	17	4	2910-00-269-7126	17	5
2805-00-191-0433	3	3	5930-00-274-5124	25	7
5330-00-194-4465	52	40	5307-00-275-3756	26	4
5330-00-194-4762	52	37	3110-00-277-0366	34	2
5360-00-194-7508	53	9	2920-00-279-6104	26	11
4730-00-196-1464	47	32	3010-00-288-2655	16	13
4730-00-196-1565	19	8	2805-00-294-9996	5	5
5360-00-197-5863	15	5	5306-00-298-7836	6	2
5306-00-197-8095	34	11	2805-00-309-8054	8	6
2910-00-199-1634	17	1	2920-00-309-8055	25	11
4730-00-202-7760	13	1	3895-00-309-8097	37	4

NATIONAL STOCK NUMBER AND PART NUMBER INDEX

NATIONAL STOCK NUMBER	FIGURE NO.	ITEM NO.	NATIONAL STOCK NUMBER	FIGURE NO.	ITEM NO.
2940-00-313-6590	6	12	2990-00-577-9051	15	4
2940-00-325-4438	13	4	5310-00-582-5965	8	2
2805-00-325-4490	9	3	5310-00-582-5965	12	2
6680-00-342-3392	41	4	5310-00-582-5965	13	12
5310-00-343-3327	29	8	5310-00-582-5965	15	12
5310-00-353-5895	15	2	5310-00-582-5965	20	3
4730-00-359-3872	5	14	5310-00-582-5965	25	6
2940-00-360-7962	6	1	5310-00-582-5965	37	2
2805-00-360-8326	5	7	5310-00-582-5965	38	2
2805-00-360-8334	2	12	5310-00-582-5965	50	5
2930-00-360-8348	20	7	5310-00-596-7691	29	18
2805-00-366-6222	20	11	2990-00-606-6124	29	14
2805-00-366-6223	20	15	5315-00-616-4492	22	5
5330-00-366-6269	9	11	5315-00-616-5510	3	5
5330-00-366-6270	9	7	5330-00-624-9938	19	4
2805-00-366-6272	9	9	5310-00-627-6128	26	5
5307-00-366-6276	2	9	5330-00-641-3734	11	5
5315-00-366-6290	15	11	4730-00-671-9932	19	3
5315-00-366-6291	15	3	4730-00-671-9933	19	5
5330-00-366-6351	12	4	2930-00-676-3278	20	4
2920-00-366-7165	27	29	2930-00-676-3279	20	1
2920-00-374-4715	27	31	2930-00-676-3282	20	19
2910-00-382-8768	17	6	2930-00-676-3283	20	18
5340-00-391-3330	6	11	2805-00-676-3284	20	17
5310-00-407-9566	5	3	6680-00-678-1437	41	1
5310-00-407-9566	6	9	2940-00-691-5577	7	16
5310-00-407-9566	9	2	2940-00-691-5577	13	13
5310-00-407-9566	9	12	5330-00-695-8784	2	13
5310-00-407-9566	13	14	6620-00-698-6700	7	6
5310-00-407-9566	25	2	2920-00-714-5868	28	20
5310-00-407-9566	39	17	2920-00-714-5869	28	21
5325-00-409-7006	29	11	2805-00-718-7002	9	4
5307-00-409-7021	9	10	5305-00-724-5910	31	8
2520-00-424-2837	50	28	5305-00-724-5910	39	10
2805-00-424-2859	38	7	5305-00-724-5911	39	30
5340-00-424-5595	10	24	5310-00-732-0558	14	2
2805-00-428-2189	12	3	5310-00-732-0558	19	7
2990-00-428-2212	15	1	5310-00-732-0558	21	8
3040-00-428-2221	15	13	5310-00-732-0558	38	12
5310-00-447-9167	38	5	5310-00-732-0558	39	8
2805-00-447-9198	50	25	5310-00-732-0558	40	4
2510-00-447-9225	38	14	5310-00-732-0558	49	4
2805-00-447-9229	37	12	5310-00-732-0558	52	4
5325-00-447-9233	7	19	5310-00-732-0558	53	17
5325-00-447-9233	14	10	5310-00-732-0559	2	7
2805-00-447-9298	20	10	5310-00-732-0559	26	6
5307-00-450-9693	13	11	2930-00-736-3108	20	6
5340-00-453-9127	26	13	4730-00-741-0349	7	4
5365-00-470-5909	16	15	2940-00-752-9093	6	4
4730-00-495-9668	16	3	5305-00-754-1778	30	5
5310-00-514-6674	20	13	5310-00-761-6882	7	12
5310-00-514-6674	32	5	5310-00-761-6882	8	1
5330-00-527-7601	9	6	5310-00-761-6882	25	5
5330-00-536-1257	5	1	5310-00-761-6882	37	6
2805-00-536-8835	15	10	5310-00-761-6882	38	1
5940-00-549-6581	31	12	5310-00-763-8920	31	5
5940-00-549-6583	31	11	5310-00-763-8920	39	19
6680-00-563-8060	41	2	5310-00-763-8920	53	33
2990-00-565-6141	7	2	5310-00-768-0318	14	19
2990-00-575-8063	18	1	5310-00-768-0318	39	13

NATIONAL STOCK NUMBER AND PART NUMBER INDEX

NATIONAL STOCK NUMBER	FIGURE NO.	ITEM NO.	NATIONAL STOCK NUMBER	FIGURE NO.	ITEM NO.
5310-00-768-0318	53	22	5305-00-988-1721	37	5
5325-00-769-9037	29	13	5305-00-988-1721	38	17
5930-00-775-7577	30	3	5305-00-988-1723	37	1
2805-00-797-0514	5	2	5305-00-988-1723	38	18
5310-00-809-3078	30	2	5305-00-988-1724	50	4
5310-00-809-3078	37	15	5305-00-988-1725	20	2
5310-00-809-4058	7	14	5305-00-988-1725	26	14
5310-00-809-4058	37	10	5305-00-989-7434	29	17
5310-00-809-4061	38	10	5305-00-995-6311	23	1
5310-00-809-8540	34	7	5307-01-007-7000	1	4
2920-00-810-7082	26	1	5306-01-085-9468	6	10
4010-00-811-1944	15	9	4720-01-098-0136	53	8
5310-00-820-6653	31	6	4720-01-098-0136	53	23
5310-00-820-6653	39	20	5310-01-130-9065	2	8
5310-00-820-6653	53	32	5310-01-130-9065	19	6
2910-00-821-2603	17	KIT	5310-01-130-9065	25	10
5305-00-821-3869	30	1	5310-01-130-9065	38	13
5310-00-823-8803	39	29			
5310-00-823-8803	40	3			
5310-00-823-8803	53	25			
5310-00-823-8804	38	3			
5315-00-839-2325	15	7			
5315-00-839-5821	38	9			
5315-00-839-5822	39	27			
5330-00-842-4843	50	7			
2805-00-845-1009	29	7			
4730-00-845-2644	13	7			
5330-00-878-0134	13	10			
5307-00-878-5249	16	14			
5310-00-880-7744	13	15			
5310-00-880-7744	31	3			
5310-00-880-7744	39	16			
5310-00-880-7746	9	13			
5310-00-880-7746	25	3			
2920-00-887-1289	26	12			
5310-00-889-2769	23	4			
5310-00-889-2769	29	10			
4730-00-900-3296	7	3			
4720-00-907-9640	7	7			
4720-00-907-9641	7	8			
5305-00-915-8087	39	7			
5305-00-915-8087	53	7			
4710-00-922-2094	7	17			
5310-00-934-9751	16	17			
5310-00-934-9751	29	9			
5310-00-934-9757	41	3			
2940-00-940-7482	13	5			
2920-00-941-6108	26	2			
4730-00-947-7498	7	5			
2920-00-953-0346	26	15			
5330-00-959-4014	9	KIT			
4720-00-962-7716	13	2			
2920-00-971-1451	30	4			
2920-00-979-8779	29	16			
5340-00-981-6216	13	9			
5310-00-982-6580	15	14			
5305-00-984-6189	15	15			
5305-00-988-1721	10	22			
5305-00-988-1721	20	5			
5305-00-988-1721	26	9			

NATIONAL STOCK NUMBER AND PART NUMBER INDEX

FSCM	PART NUMBER	NATIONAL STOCK NUMBER	FIGURE NO.	ITEM NO.	FSCM	PART NUMBER	NATIONAL STOCK NUMBER	FIGURE NO.	ITEM NO.
30029	AAH00-0343		13	8	96906	MS15003-1	4730-00-050-4208	33	5
53496	ALEX61360	5930-00-274-5124	25	7	96906	MS15003-1	4730-00-050-4208	47	8
88044	AN520PB10-7	5305-00-754-1778	30	5	96906	MS15003-1	4730-00-050-4208	51	9
10988	A11211	2910-00-142-2738	17	3	96906	MS15003-1	4730-00-050-4208	51	28
82796	A1232	2920-00-374-4715	27	31	96906	MS15006-3	4730-00-245-0413	33	11
82796	A1233		27	30	96906	MS15006-3	4730-00-245-0413	44	2
41947	A127	4730-00-268-3697	7	18	96906	MS15006-3	4730-00-245-0413	45	30
82796	A6032A	2920-00-366-7165	27	29	96906	MS15006-3	4730-00-245-0413	46	8
96152	A82-1	5315-00-839-2325	15	7	96906	MS15006-3	4730-00-245-0413	46	26
30029	BH158		50	6	96906	MS15795-512	5310-00-205-9982	2	11
82796	B6030A	2920-00-714-5869	28	21	96906	MS18154-113	5305-00-915-8087	39	7
77873	CL-4973	5340-00-424-5595	10	24	96906	MS18154-113	5305-00-915-8087	53	7
79960	C141-4-5	5330-00-641-3734	11	5	96906	MS18154-58	5305-00-115-9526	40	1
96906	C21P		6	7	96906	MS20913-1S	4730-00-221-2136	50	14
03764	C6032B	2920-00-714-5868	28	20	96906	MS20913-2S	4730-00-221-2137	9	5
82796	FMZVE4B7-4	2920-00-953-0346	26	15	96906	MS20913-2S	4730-00-221-2137	50	15
66289	HF380	5310-00-447-9167	38	5	96906	MS20913-35		4	5
66289	HF594	5365-00-470-5909	16	15	96906	MS20913-65		48	12
55643	HH0000005-009		34	8	96906	MS24584-63	5305-00-995-6311	23	1
54275	HH00012-050		54	3	96906	MS24617-54	5305-00-052-7436	37	8
55643	HH00020-127		42	2	96906	MS24665-287	5315-00-011-9120	15	8
54275	HH00022-003		54	2	96906	MS24665-351	5315-00-839-5821	38	9
55643	HH00032-013		49	5	96906	MS24665-353	5315-00-839-5822	39	27
55643	HH00032-014		49	8	96906	MS24665-370	5315-00-236-8359	34	12
55643	HH00038-061		21	3	96906	MS27183-1	5310-00-982-6580	15	14
55643	HH00038-065		48	17	96906	MS27183-10	5310-00-809-4058	7	14
55643	HH00047-019		53	4	96906	MS27183-10	5310-00-809-4058	37	10
55643	HH00048-008		53	18	96906	MS27183-11	5310-00-809-3078	30	2
55643	HH00048-008		53	35	96906	MS27183-11	5310-00-809-3078	37	15
55643	HH00052-106		53	14	96906	MS27183-13	5310-00-087-7493	21	6
55643	HH00053-008		53	2	96906	MS27183-15	5310-00-809-4061	38	10
55643	HH00053-008		53	13	96906	MS27183-21	5310-00-823-8803	39	29
54275	HH00061-003		39	21	96906	MS27183-21	5310-00-823-8803	40	3
54275	HH00065-008		54	1	96906	MS27183-21	5310-00-823-8803	53	25
54275	HH00088-027		53	36	96906	MS27183-25	5310-00-809-8540	34	7
54275	HH00194-015		47	31	96906	MS27183-9	5310-00-823-8804	38	3
70270	HH00231-001		43	7	96906	MS35206-241	5305-00-984-6189	15	15
55643	HH00255-263		53	1	96906	MS35206-277	5305-00-988-1721	10	22
55643	HH00291-083		21	4	96906	MS35206-277	5305-00-988-1721	20	5
54275	HH00325-046		32	1	96906	MS35206-277	5305-00-988-1721	26	9
55643	HH00325-046		32	2	96906	MS35206-277	5305-00-988-1721	37	5
55643	HH00330-001		29	1	96906	MS35206-277	5305-00-988-1721	38	17
55643	HH00637-006		53	34	96906	MS35206-279	5305-00-988-1723	37	1
55643	H00330-006		32	3	96906	MS35206-279	5305-00-988-1723	38	18
66289	LD227D5	2805-00-718-7002	9	4	96906	MS35206-280	5305-00-988-1724	50	4
30029	LD228	2805-00-366-6272	9	9	96906	MS35206-281	5305-00-988-1725	20	2
66289	LD228S1	2805-00-325-4490	9	3	96906	MS35206-281	5305-00-988-1725	26	14
66289	LF129	4730-00-671-9932	19	3	96906	MS35207-263	5305-00-989-7434	29	17
66289	LF130	4730-00-671-9933	19	5	96906	MS35332-44		7	13
30029	LJ3004		5	6	96906	MS35335-32	5310-00-596-7691	29	18
66289	LK11	4730-00-202-7760	13	1	96906	MS35335-33	5310-00-209-0786	10	23
66289	LL167	4720-00-962-7716	13	2	96906	MS35335-33	5310-00-209-0786	26	10
66289	LQ32	2910-00-821-2603	17	KIT	96906	MS35335-34	5310-00-514-6674	20	13
66289	LQ44	2805-00-447-9198	50	25	96906	MS35335-34	5310-00-514-6674	32	5
66289	L060-1	2805-00-294-9996	5	5	96906	MS35335-35	5310-00-627-6128	26	5
66289	L062	2940-00-325-4438	13	4	96906	MS35338-43	5310-00-045-3296	16	16
19728	MB4018T		24	1	96906	MS35338-43	5310-00-045-3296	22	6
81349	MIL18174		48	13	96906	MS35338-44	5310-00-582-5965	8	2
96906	MSJ1011-14		26	3	96906	MS35338-44	5310-00-582-5965	12	2
96906	MS15001-1	4730-00-050-4203	51	23	96906	MS35338-44	5310-00-582-5965	13	12

SECTION IV

TM 5-3895-342-20P

NATIONAL STOCK NUMBER AND PART NUMBER INDEX

FSCM	PART NUMBER	NATIONAL STOCK NUMBER	FIGURE NO.	ITEM NO.	FSCM	PART NUMBER	NATIONAL STOCK NUMBER	FIGURE NO.	ITEM NO.
96906	MS35338-44	5310-00-582-5965	15	12	96906	MS51967-8	5310-00-732-0558	14	2
96906	MS35338-44	5310-00-582-5965	20	3	96906	MS51967-8	5310-00-732-0558	19	7
96906	MS35338-44	5310-00-582-5965	25	6	96906	MS51967-8	5310-00-732-0558	21	8
96906	MS35338-44	5310-00-582-5965	37	2	96906	MS51967-8	5310-00-732-0558	38	12
96906	MS35338-44	5310-00-582-5965	38	2	96906	MS51967-8	5310-00-732-0558	39	8
96906	MS35338-44	5310-00-582-5965	50	5	96906	MS51967-8	5310-00-732-0558	40	4
96906	MS35338-45	5310-00-407-9566	5	3	96906	MS51967-8	5310-00-732-0558	49	4
96906	MS35338-45	5310-00-407-9566	6	9	96906	MS51967-8	5310-00-732-0558	52	4
96906	MS35338-45	5310-00-407-9566	9	2	96906	MS51967-8	5310-00-732-0558	53	17
96906	MS35338-45	5310-00-407-9566	9	12	96906	MS51968-5	5310-00-880-7746	9	13
96906	MS35338-45	5310-00-407-9566	13	14	96906	MS51968-5	5310-00-880-7746	25	3
96906	MS35338-45	5310-00-407-9566	25	2	96906	MS51968-8	5310-00-732-0559	2	7
96906	MS35338-45	5310-00-407-9566	39	17	96906	MS51968-8	5310-00-732-0559	26	6
96906	MS35338-46	5310-01-130-9065	2	8	96906	MS75004-1	5940-00-549-6581	31	12
96906	MS35338-46	5310-01-130-9065	19	6	96906	MS75004-2	5940-00-549-6583	31	11
96906	MS35338-46	5310-01-130-9065	25	10	96906	MS90725-1	5305-00-068-0498	20	14
96906	MS35338-46	5310-01-130-9065	38	13	96906	MS90725-109	5305-00-044-4153	14	15
96906	MS35338-47	5310-00-209-0965	49	3	96906	MS90725-109	5305-00-044-4153	39	6
96906	MS35338-48	5310-00-003-4094	14	18	96906	MS90725-160	5305-00-044-5503	39	31
96906	MS35338-48	5310-00-003-4094	39	12	96906	MS90725-160	5305-00-044-5503	53	24
96906	MS35338-48	5310-00-003-4094	53	6	96906	MS90725-162	5305-00-724-5910	31	8
96906	MS35338-50	5310-00-820-6653	31	6	96906	MS90725-162	5305-00-724-5910	39	10
96906	MS35338-50	5310-00-820-6653	39	20	96906	MS90725-163	5305-00-724-5911	39	30
96906	MS35338-50	5310-00-820-6653	53	32	96906	MS90725-164	5305-00-051-0827	39	32
96906	MS35338-8	5310-00-261-7340	14	13	96906	MS90725-3	5305-00-068-0500	8	4
96906	MS35338-8	5310-00-261-7340	21	7	96906	MS90725-3	5305-00-068-0500	9	8
96906	MS35338-8	5310-00-261-7340	39	9	96906	MS90725-3	5305-00-068-0500	12	1
96906	MS35338-8	5310-00-261-7340	52	5	96906	MS90725-3	5305-00-068-0500	20	8
96906	MS35338-8	5310-00-261-7340	53	16	96906	MS90725-32	5306-00-225-8497	39	15
96906	MS35343-1	2940-00-202-9653	7	15	96906	MS90725-33	5306-00-225-8498	52	2
96906	MS35648-4	5340-00-050-1591	16	5	96906	MS90725-34	5306-00-225-8499	5	4
96906	MS35649-282	5310-00-934-9757	41	3	96906	MS90725-59	5305-00-269-3210	39	3
96906	MS35650-302	5310-00-934-9751	29	9	96906	MS90725-59	5305-00-269-3210	49	2
96906	MS35690-102	5310-00-934-9751	16	17	96906	MS90725-6	5305-00-068-0502	20	16
96906	MS35690-102		23	5	96906	MS90725-6	5305-00-068-0502	25	8
96906	MS35756-26	5315-00-616-5510	3	5	96906	MS90725-62	5305-00-269-3213	19	2
96906	MS35875-3	2940-00-940-7482	13	5	96906	MS90725-62	5305-00-269-3213	52	39
96906	MS39158-3	4730-00-900-3296	7	3	96906	MS90725-64	5305-00-269-3214	21	5
96906	MS39231-1	4730-00-249-3932	50	24	96906	MS90725-64	5305-00-269-3214	50	27
96906	MS39233-1	4730-00-947-7498	7	5	96906	MS90725-67	5305-00-269-3217	14	14
96906	MS45904-61	5310-00-889-2769	23	4	96906	MS90725-67	5305-00-269-3217	26	8
96906	MS45904-61	5310-00-889-2769	29	10	96906	MS90725-8	5305-00-225-3839	37	9
96906	MS45914-78		26	7	96906	MS90727-60		25	9
96906	MS51009-1	2920-00-810-7082	26	1	96906	MS90728-29	5306-00-226-4822	20	12
96906	MS51011-10	2920-00-887-1289	26	12	96906	MS90728-38	5306-00-226-4831	2	10
96906	MS51011-13	2920-00-941-6108	26	2	96906	MS90728-65	5305-00-821-3869	30	1
96906	MS51953-15	4730-00-196-1565	19	8	96906	MS9725-58		38	16
96906	MS51955-36	5305-00-054-9271	53	27	96906	MS9725-59		14	16
96906	MS51967-14	5310-00-768-0318	14	19	00642	M1L57		29	2
96906	MS51967-2	5310-00-761-6882	7	12	00642	M1L59		29	3
96906	MS51967-2	5310-00-761-6882	8	1	80205	NAS1455-2-19C	4010-00-811-1944	15	9
96906	MS51967-2	5310-00-761-6882	25	5	80205	NAS561P6-18	5315-00-616-4492	22	5
96906	MS51967-2	5310-00-761-6882	37	6	86205	NAS561P8-26		8	5
96906	MS51967-2	5310-00-761-6882	38	1	66289	NI01-10	2805-00-191-0433	3	3
96906	MS51967-20	5310-00-763-8920	31	5	66289	PC110	5307-00-275-3756	26	4
96906	MS51967-20	5310-00-763-8920	39	19	66289	PC154	5307-00-409-7021	9	10
96906	MS51967-20	5310-00-763-8920	53	33	66289	PC369	5307-00-366-6276	2	9
96906	MS51967-5	5310-00-880-7744	13	15	66289	PC396	5307-00-025-7991	25	1
96906	MS51967-5	5310-00-880-7744	31	3	66289	PC564	5307-00-450-9693	13	11
96906	MS51967-5	5310-00-880-7744	39	16	30029	PC565		38	6

NATIONAL STOCK NUMBER AND PART NUMBER INDEX

FSCM	PART NUMBER	NATIONAL STOCK NUMBER	FIGURE NO.	ITEM NO.	FSCM	PART NUMBER	NATIONAL STOCK NUMBER	FIGURE NO.	ITEM NO.
30029	PC566		38	4	66289	SE77C	2930-00-676-3282	20	19
66289	PC615	5307-01-007-7000	1	4	66289	SE77D	2930-00-676-3283	20	18
66289	PD123	5310-00-227-7974	3	1	66289	SE78C7	2930-00-736-3108	20	6
66289	PD173A	5310-00-353-5895	15	2	66289	SE79C	2930-00-676-3279	20	1
19207	PE66		3	2	66289	SE80	2930-00-360-8348	20	7
66289	PE80A	5310-00-343-3327	29	8	66289	SE82C	2805-00-676-3284	20	17
30029	PG1097		37	13	66289	SE83C	2930-00-676-3278	20	4
30029	PG1098		37	7	66289	TB109	4730-00-495-9668	16	3
30029	PG1099		37	14	66289	TC365	5315-00-366-6290	15	11
30029	PG1100		37	3	66289	TC368A	5315-00-366-6291	15	3
66289	PG323	2510-00-447-9225	38	14	66289	TT45L1	2990-00-428-2212	15	1
66289	PG401	2805-00-447-9229	37	12	66289	VB-55-1	2520-00-424-2837	50	28
66289	PG491	2805-00-309-8054	8	6	66289	VB134A	3040-00-428-2221	15	13
66289	PG514A	2920-00-309-8055	25	11	66289	VE527	2805-00-536-8835	15	10
66289	PG558	5340-00-453-9127	26	13	66289	VE674A	3010-00-288-2655	16	13
66289	PH198	5325-00-447-9233	7	19	66289	VE689	5307-00-878-5249	16	14
66289	PH198	5325-00-447-9233	14	10	66289	VE693	2990-00-575-8063	18	1
66289	PH377	5325-00-409-7006	29	11	55643	WC01234-000		39	18
66289	PH542	2940-00-691-5577	7	16	55643	WC01235-00		39	14
66289	PH542	2940-00-691-5577	13	13	55643	WC03088-000		40	2
30029	P11156		15	6	55643	WC03091-000		36	7
66289	PK121	2990-00-577-9051	15	4	30029	WC03099-000		52	38
30029	PK187		8	3	55643	WC03107-000		53	26
66289	PM111-1	5360-00-197-5863	15	5	55643	WC03112-000		49	1
66289	PM137	5360-00-246-7676	38	11	55643	WC03114-000		14	17
30029	PN76		16	18	55643	WC03115-000		14	12
18265	P10-1360	2940-00-161-7719	13	6	55643	WC03116-000		14	1
18265	P10-1361	5330-00-878-0134	13	10	55643	WC03117-000		53	11
18265	P10-1362	5340-00-981-6216	13	9	55643	WC3100-000		39	24
18265	P17703	4730-00-845-2644	13	7	30029	WD98		19	1
66289	QB75	5330-00-366-6270	9	7	66289	WE192VT		38	19
66289	QB78	5330-00-366-6269	9	11	30029	WE195T		38	15
66289	QB79	5330-00-527-7601	9	6	66289	WE196	2805-00-424-2859	38	7
66289	QD595A	5330-00-536-1257	5	1	30029	WE197LT18		29	4
66289	QD612A	5330-00-695-8784	2	13	66289	WE198A1T	3895-00-309-8097	37	4
66289	QD652	5330-00-842-4843	50	7	30029	WE199A25T		38	8
66289	QD67	5330-00-366-6351	12	4	30029	WE218T		37	11
66289	QD727	5330-00-624-9938	19	4	81348	WWN351	4730-00-196-1464	47	32
66289	Q29	5330-00-959-4014	9	KIT	84849	WWP521	4730-00-249-1521	53	30
66289	RC91	2805-00-360-8326	5	7	81348	WWP521	4730-00-246-9191	53	37
66289	RF1225	4730-00-741-0349	7	4	81348	WW521TYPE1		52	3
66289	RF1301-2	2990-00-565-6141	7	2	55643	XB01840-001		53	3
30029	RF1359		7	9	55643	XB01840-001		53	12
30029	RF1495M		5	9	55643	XB01840-001		53	31
66289	RJ173	6680-00-173-2455	5	8	66289	XB106	5305-00-133-3086	22	7
19207	RK170		3	6	55643	C-11315-000	6150-00-175-6725	31	10
66289	RM-1320-C	4720-00-907-9641	7	8	55643	XC-11316-000	6150-00-175-6724	31	13
66289	RM-1320-G	4720-00-907-9640	7	7	55643	XC02626-039		52	6
30029	RM1319B		7	1	55647	XC05047-001		31	4
55643	RM1320A		14	11	55643	XC05047-002		31	2
66289	RM472	4710-00-922-2094	7	17	55643	XC05723-000	5360-00-235-7638	39	25
66289	RS11	6620-00-698-6700	7	6	55643	XC05724-000		39	23
66289	SA-68	2805-00-360-8334	2	12	55643	XC06654-000		53	28
66289	SA65C	2805-00-797-0514	5	2	55643	XC07737-000		42	3
66289	SA69	2805-00-428-2189	12	3	55643	XC08068-000		53	29
66289	SD109	2805-00-845-1009	29	7	55643	XC11249-011		34	4
66289	SE20B3	2805-00-447-9298	20	10	22337	XC11251-000		35	2
66289	SE74YA	2930-00-106-2135	20	9	22337	XC11252-000		35	1
66289	SE75B	2805-00-366-6222	20	11	55643	XC11262-000		21	1
66289	SE76B	2805-00-366-6223	20	15	55643	XC11273-000		53	5

NATIONAL STOCK NUMBER AND PART NUMBER INDEX

FSCM	PART NUMBER	NATIONAL STOCK NUMBER	FIGURE NO.	ITEM NO.	FSCM	PART NUMBER	NATIONAL STOCK NUMBER	FIGURE NO.	ITEM NO.
55643	XC11279-000	4820-00-033-5067	52	41	73370	11581	5310-00-262-3000	6	3
55643	XC11291-000		21	2	73370	11583	5360-00-253-7257	6	5
55643	XC11294-000		53	15	73370	12384	5310-00-012-0399	6	8
55643	XC11296-000		53	21	79960	13206		11	1
55643	XC11303-000		53	19	60038	14137A	3110-00-100-3149	34	6
55643	XC11304-000	5330-00-194-4465	52	40	60038	4276	3110-00-100-0516	34	5
55643	XC11305-000	5120-00-078-3217	53	20	95899	1610		42	9
55643	XC11306-000	5360-00-194-7508	53	9	95873	1612		47	34
55643	XC11307-000	5120-00-078-3215	53	10	28265	17261A	2940-00-752-9093	6	4
55643	XC11308-000		31	9	19207	192086		43	8
30029	XC11313-000		29	5	19207	192086		47	33
55643	XC11317-000	6150-00-175-6726	31	14	19728	28MZ1024AD		24	3
55643	XC11322-000		31	7	394283	3U57616		36	8
55643	XC11325-000		14	8	60038	332	3110-00-100-0799	34	3
55643	XC11327-000		14	9	60038	342A	3110-00-277-0366	34	2
55643	XC11334-001		14	3	53239	37766		43	9
55643	XC11334-002		14	7	93738	418333		30	9
55643	XC11352-000		39	11	98738	429354		30	8
55643	XC11360-00		39	4	57733	44612530-1-2	6680-00-678-1437	41	1
66289	XD17	5306-00-206-1071	9	1	98738	507AS	6680-00-176-0170	30	6
55643	XM00214-000	5330-00-194-4762	52	37	73370	5241	2940-00-360-7962	6	1
30029	YB350		22	2	73370	5310	2940-00-313-6590	6	12
66289	YB79	2920-00-237-0115	22	4	57733	551AMB	6680-00-563-8060	41	2
55643	YC03728-000		39	1	72653	5717C	5325-00-769-9037	29	13
55643	YC05-47-000		31	1	82796	6S4L		28	22
55643	YC05037-000		39	2	42280	61-0542-1	5310-00-209-1962	39	26
55643	YC05038-000		39	22	82796	626N		27	32
55643	YC05039-000		39	5	24161	76W1 1/2	4720-01-098-0136	53	8
55643	YC05043-000		39	28	24161	76W1 1/2	4720-01-098-0136	53	23
55643	YC05050-000		14	4	57733	777-D	6680-00-342-3392	41	4
55643	YC05050-004		14	5	98738	810611		30	7
55643	YC05050-005	2910-00-199-1634	17	1	02892	8485984	4730-00-359-3872	5	14
66289	YC26	2920-00-979-8779	29	16	79960	93B38-74-18		11	42
66289	YC66DS1	5930-00-775-7577	30	3	79960	93CR37-1X1		11	37
66289	YD353		23	2	79960	93C101-80		11	35
66289	YJ64	2920-00-237-0126	22	1	79960	93C105-286		11	23
66289	YJ65	2920-00-233-8163	23	3	79960	93C106-2		11	24
66289	YL132	2990-00-606-6124	29	14	79960	93C109-60C		11	31
30029	YL352-21		29	15	79960	93C110-7		11	30
30029	YL353-10		32	4	79960	93C111-17		11	9
66289	YL355-5	2920-00-279-6104	26	11	79960	93C112-6		11	28
66289	YL356-26	2590-00-064-4481	25	4	79960	93C131-4X2		11	33
66289	YL357-42	2920-00-971-1451	30	4	79960	93C140-58		11	22
66289	YL374-5	2920-00-132-0363	29	12	79960	93C142-74		11	38
66289	YL380-14	2920-00-233-8162	22	3	79960	93C21-176		11	7
96152	OW363	2910-00-269-7126	17	5	79960	93C29-1500		11	11
78480	OW449T		17	2	79960	93C46-6		11	8
22337	0201180		34	1	79960	93C55-6-12		11	44
22337	0410659		34	10	79960	93C66-114-60		11	40
22337	0608034		34	9	79960	93C75		11	4
96152	06096	5330-00-187-2962	17	4	79960	93C77-18-12		11	41
22337	0613945	5306-00-197-8095	34	11	79960	93C85-103		11	43
76474	1-8PIPEPLUG	4730-00-202-9170	48	31	79960	93T21S8		11	32
73370	102027	5330-00-171-7032	6	6	79960	93T22S8		11	26
73370	102153	5340-00-391-3330	6	11	79960	93T301S10-10		11	21
73370	109024	5306-01-085-9468	6	10	79960	93T315S5-4		11	6
44940	1098B	2910-00-382-8768	17	6	79960	93T315S5-4		11	36
76490	11086A		29	6	79960	93T41-10		11	27
72582	111625	4730-00-142-2010	13	3	79960	93T48-9		11	3
73370	11580	5306-00-298-7836	6	2	79960	93T52-57		11	2

NATIONAL STOCK NUMBER AND PART NUMBER INDEX

FSCM	PART NUMBER	NATIONAL STOCK NUMBER	FIGURE NO.	ITEM NO.
79960	93T56-48		11	39
79960	93T57-4		11	34
79960	93T8S8-7		11	25
79960	93T8S8-8		11	29
79960	93T858-12NP		11	12
79960	93T91-3		11	10
24617	9413509	5310-00-768-0318	39	13
24617	9413509	5310-00-768-0318	53	22

By Order of the Secretary of the Army:

JOHN A. WICKHAM, JR.
General, United States Army
Chief of Staff

Official:

DONALD J. DELANDRO
Brigadier General, United States Army
The Adjutant General

Distribution:

To be distributed in accordance with DA Form 12-25B, Organizational Maintenance requirements for Distributors, Mixers, Concrete.

☆ U.S. GOVERNMENT PRINTING OFFICE: 1985-544-019/20010

RECOMMENDED CHANGES TO EQUIPMENT TECHNICAL PUBLICATIONS



THEN...JOT DOWN THE DOPE ABOUT IT ON THIS FORM. CAREFULLY TEAR IT OUT, FOLD IT AND DROP IT IN THE MAIL.

SOMETHING WRONG WITH PUBLICATION

FROM: (PRINT YOUR UNIT'S COMPLETE ADDRESS)

DATE SENT

PUBLICATION NUMBER

PUBLICATION DATE

PUBLICATION TITLE

BE EXACT PIN-POINT WHERE IT IS

PAGE NO.	PARA-GRAPH	FIGURE NO.	TABLE NO.
----------	------------	------------	-----------

IN THIS SPACE, TELL WHAT IS WRONG AND WHAT SHOULD BE DONE ABOUT IT.

TEAR ALONG PERFORATED LINE

PRINTED NAME, GRADE OR TITLE AND TELEPHONE NUMBER

SIGN HERE

THE METRIC SYSTEM AND EQUIVALENTS

WEIGHT MEASURE

1 Centimeter = 10 Millimeters = 0.01 Meters = 0.3937 Inches
 1 Meter = 100 Centimeters = 1000 Millimeters = 39.37 Inches
 1 Kilometer = 1000 Meters = 0.621 Miles

WEIGHTS

1 Gram = 0.001 Kilograms = 1000 Milligrams = 0.035 Ounces
 1 Kilogram = 1000 Grams = 2.2 lb.
 1 Metric Ton = 1000 Kilograms = 1 Megagram = 1.1 Short Tons

LIQUID MEASURE

1 Milliliter = 0.001 Liters = 0.0338 Fluid Ounces
 1 Liter = 1000 Milliliters = 33.82 Fluid Ounces

SQUARE MEASURE

1 Sq. Centimeter = 100 Sq. Millimeters = 0.155 Sq. Inches
 1 Sq. Meter = 10,000 Sq. Centimeters = 10.76 Sq. Feet
 1 Sq. Kilometer = 1,000,000 Sq. Meters = 0.386 Sq. Miles

CUBIC MEASURE

1 Cu. Centimeter = 1000 Cu. Millimeters = 0.06 Cu. Inches
 1 Cu. Meter = 1,000,000 Cu. Centimeters = 35.31 Cu. Feet

TEMPERATURE

$5/9(^{\circ}\text{F} - 32) = ^{\circ}\text{C}$
 212° Fahrenheit is equivalent to 100° Celsius
 90° Fahrenheit is equivalent to 32.2° Celsius
 32° Fahrenheit is equivalent to 0° Celsius
 $9/5^{\circ}\text{C} + 32 = ^{\circ}\text{F}$

APPROXIMATE CONVERSION FACTORS

TO CHANGE	TO	MULTIPLY BY
Inches	Centimeters	2.540
Feet	Meters	0.305
Yards	Meters	0.914
Miles	Kilometers	1.609
Square Inches	Square Centimeters	6.451
Square Feet	Square Meters	0.093
Square Yards	Square Meters	0.836
Square Miles	Square Kilometers	2.590
Acres	Square Hectometers	0.405
Cubic Feet	Cubic Meters	0.028
Cubic Yards	Cubic Meters	0.765
Fluid Ounces	Milliliters	29.573
its	Liters	0.473
arts	Liters	0.946
allons	Liters	3.785
Ounces	Grams	28.349
Pounds	Kilograms	0.454
Short Tons	Metric Tons	0.907
Pound-Feet	Newton-Meters	1.356
Pounds per Square Inch	Kilopascals	6.895
Miles per Gallon	Kilometers per Liter	0.425
Miles per Hour	Kilometers per Hour	1.609

TO CHANGE	TO	MULTIPLY BY
Centimeters	Inches	0.394
Meters	Feet	3.280
Meters	Yards	1.094
Kilometers	Miles	0.621
Square Centimeters	Square Inches	0.155
Square Meters	Square Feet	10.764
Square Meters	Square Yards	1.196
Square Kilometers	Square Miles	0.386
Square Hectometers	Acres	2.471
Cubic Meters	Cubic Feet	35.315
Cubic Meters	Cubic Yards	1.308
Milliliters	Fluid Ounces	0.034
Liters	Pints	2.113
Liters	Quarts	1.057
ers	Gallons	0.264
ms	Ounces	0.035
ograms	Pounds	2.205
Metric Tons	Short Tons	1.102
Newton-Meters	Pounds-Feet	0.738
Kilopascals	Pounds per Square Inch	0.145
ometers per Liter	Miles per Gallon	2.354
ometers per Hour	Miles per Hour	0.621



PIN: 025356-000